



Instructions for Mobile Print on Android



Instructional Summary - Mobile Print on Android

This document will support you in setting up the Android App, creating a User account, and finding and selecting a printer by scanning a QR Code, then saving a printer so you will be ready to print.

THIS IS A ONE TIME INSTALLATION FOR EACH PRINTER. ONCE COMPLETE, MOBILE PRINTING IS SEAMLESS.

System Requirements

Android 5.0 or later


You will need your Android and a secondary device, or a picture, to scan the QR code with your phone.

Support

If you have an urgent matter, please contact the Realogy help desk:
877-NRT-HELP (877-678-4357)

Setting up Mobile Print on Android

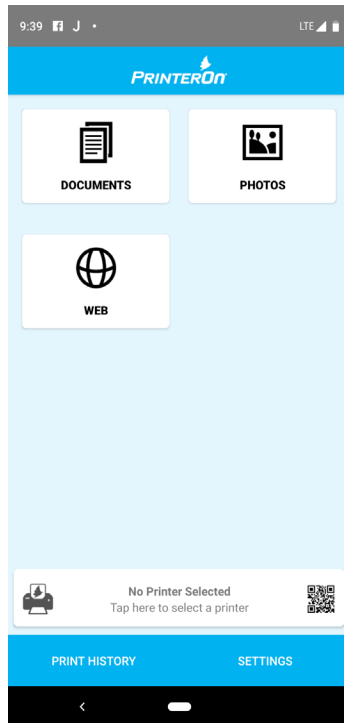
Select “Download PrinterOn App” from your One Stop Mobile Print site



Or Go to the Google Play>Search for PrinterOn>Download the PrinterOn App (Utilities) by clicking the cloud with the down arrow.

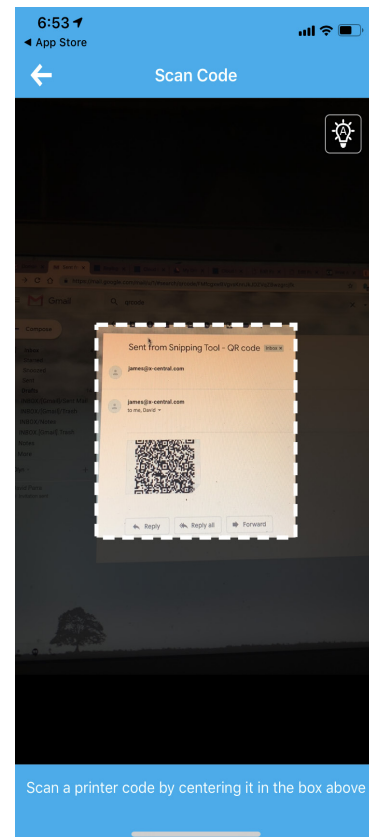
Open the app by clicking “OPEN” or open the app from your home screen

Open the app by clicking "OPEN"
or open the app from your home screen





Select "No Printer Selected"
Select the QR Code in the top right corner
PrinterOn would like to access camera - Select "OK"

To find your printer's QR Code
follow instructions on next page



Return to your One Stop Mobile Print Site

877-770-1855Managed SolutionsWelcome RealogyAbout UsContactSupport



SUPPORT

Welcome Realogy

Find Your Printer

Company

NRT/Coldwell Banker


State-Office (NRT/Coldwell Banker)

CO-Highlands Ranch

Go to Mobile Printing

X-Central's Mobile Printing

Select Company>State>Office




Access Your QR Codes Here

Print mobile from your Android

Download the PrinterOn App and you can print documents, photos and emails directly from your Android to any designated mobile enabled printer.

Install App on Android [Google Play](#)



[Android Printing Instructions](#)

Access Your QR Codes Here

Your office printers are listed below

After you download the App [return here](#) to select a printer below. Click on the printer(s) you want to use. Hover your Android over the QR Code and scan to identify and install a printer on your mobile device.

den-hira-abh558

den-hira-bbh654


Follow_You_BW

Follow_You_Color

Your printers may be different

SUPPORT

Select printer




Welcome Highlands Ranch

Mobile Print Methods

Web Upload

Email

MAC Print



Android App

Access Your QR Codes Here

CO-Hen-hira-abh558

Your office printers are listed below.

Choose one then hover your mobile device over the QR Code to identify your printer

den-hira-abh558

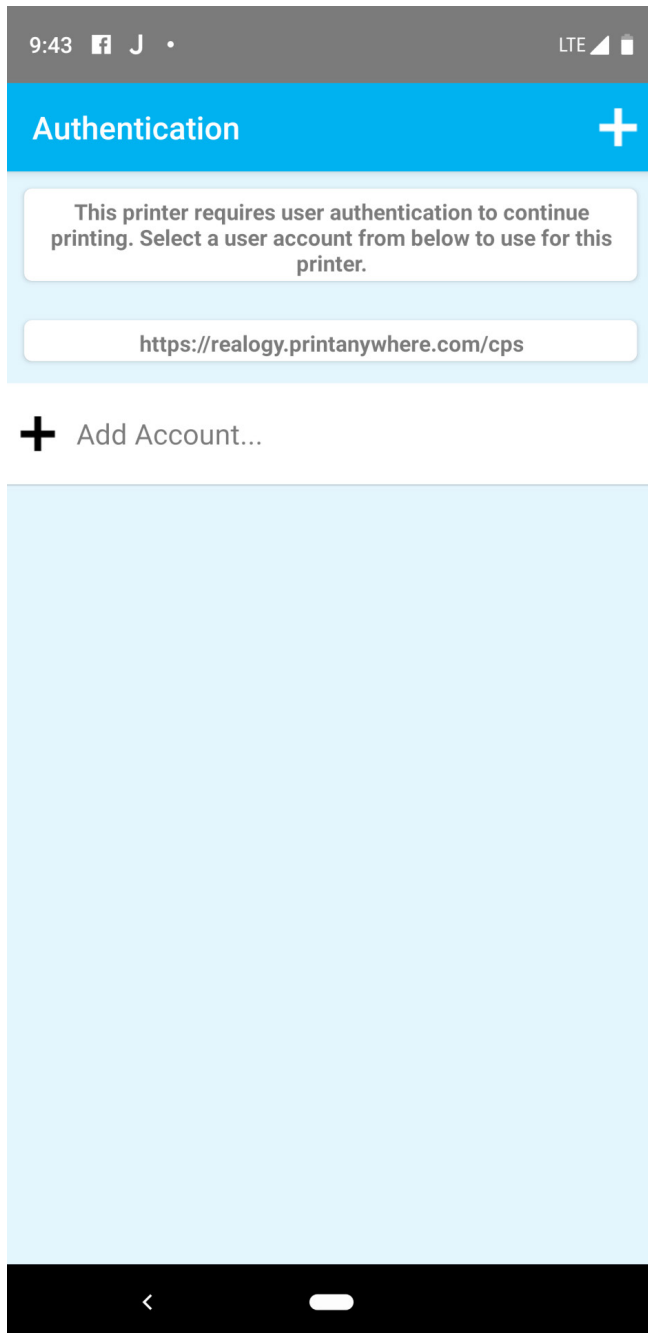
den-hira-bbh654

Follow_You_BW

Follow_You_Color

SUPPORT

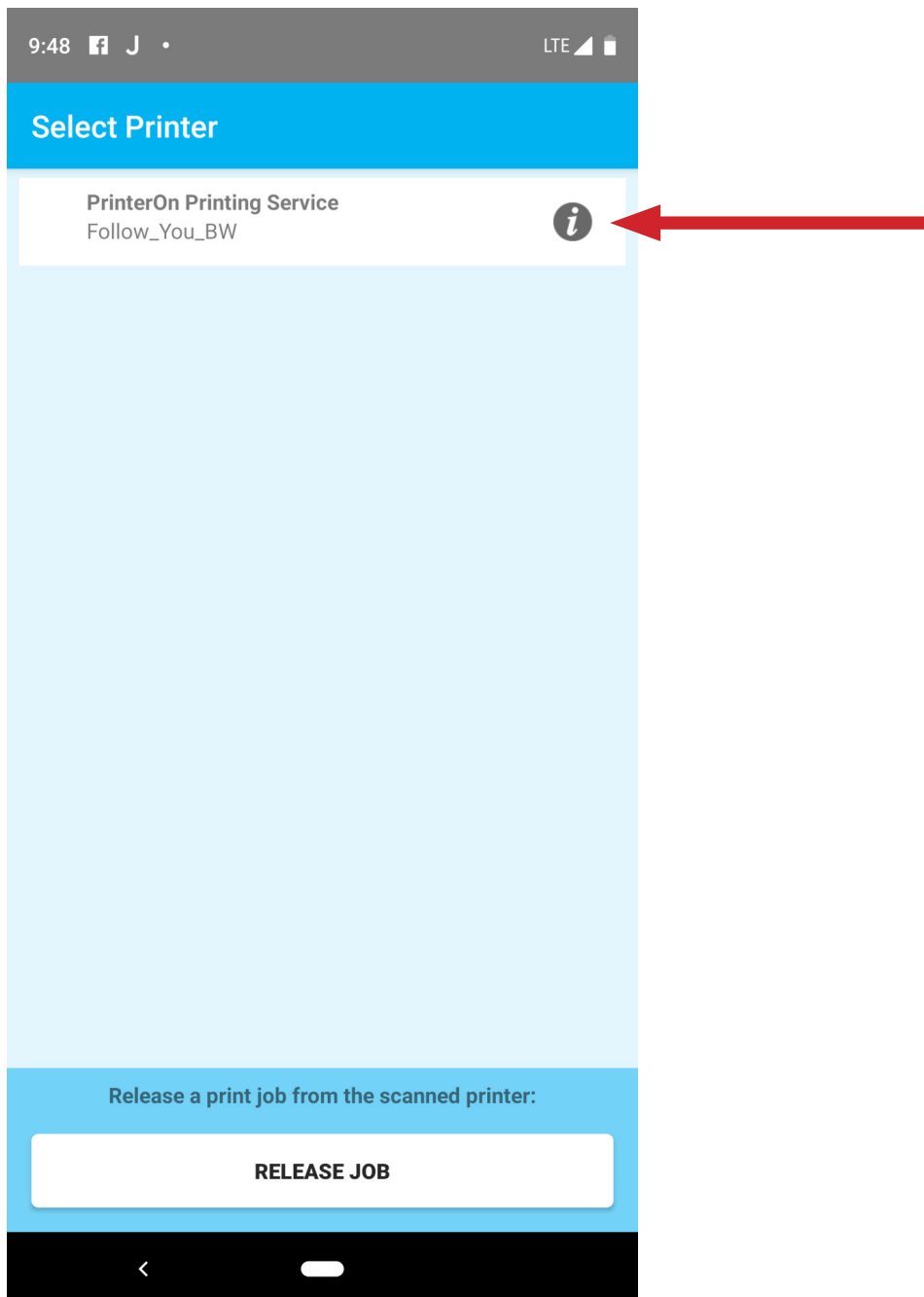
Scan the QR Code for your Printer



Click "Add Account" – this will allow you to set your user account

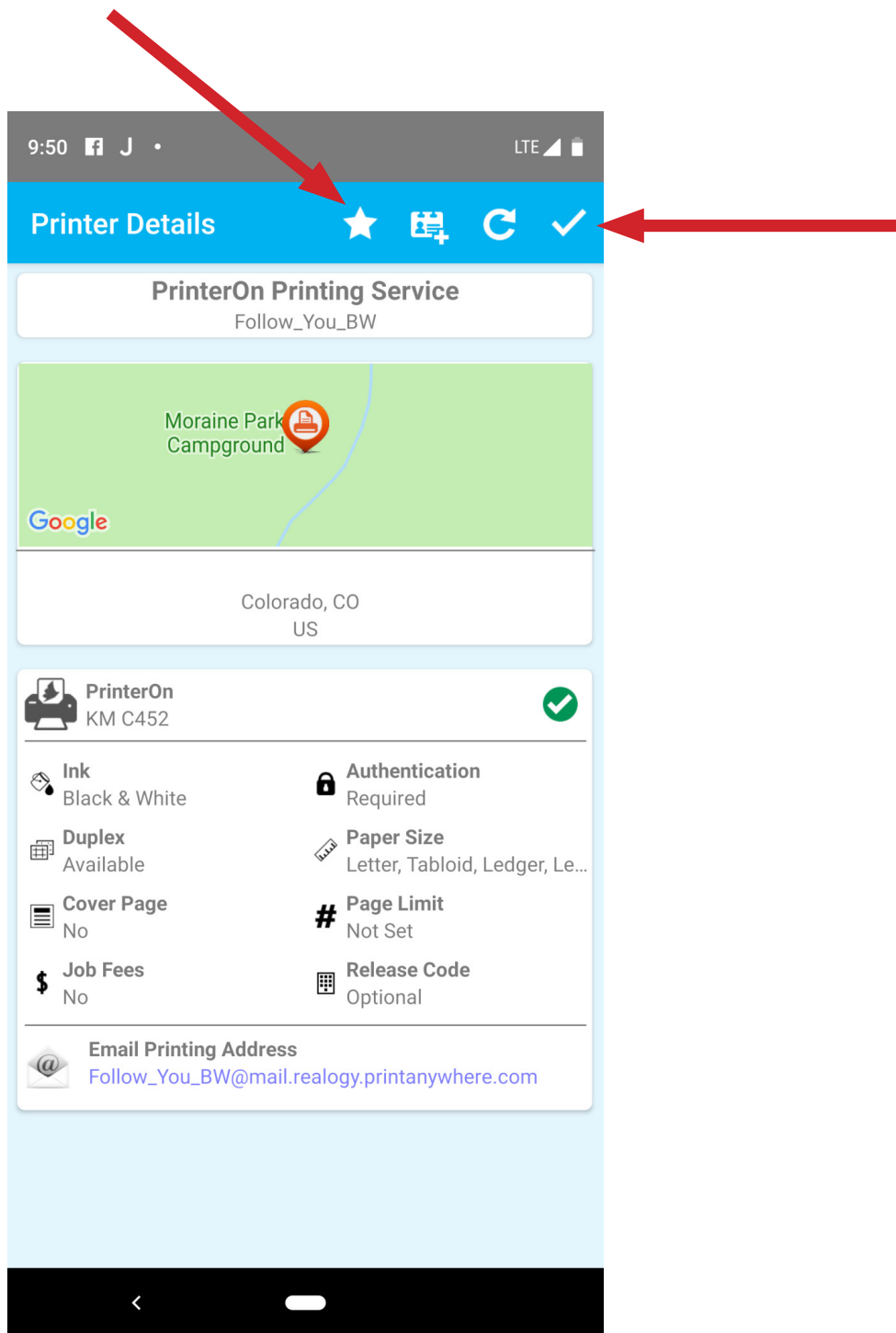
Type in your user name and password

Click the check mark to finish adding user account



SAVE YOUR FAVORITE PRINTERS

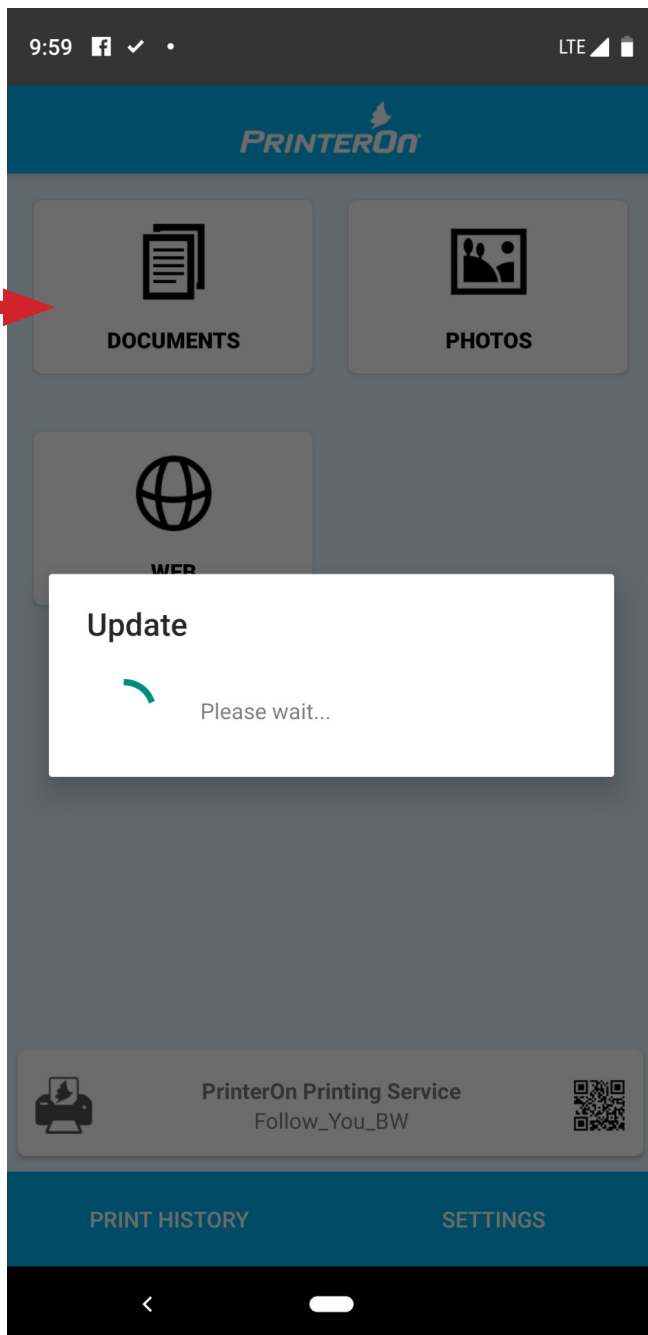
Select the “i” to the right of the printer name



Highlight the star to save your printer(s)

Click the Checkmark. This printer will be saved and show up immediately for future mobile printing.

You are now ready to Print!



Choose a document, photo or website to print

Select "Print"

Choose your document options

Print job will be at the chosen printer

Copyright Notice

Copyright 2019 by X-Central, LLC.

All rights reserved. No part of this publication may be reproduced, stored in a retrieval system, or transmitted, in any form or by any means, electronically, mechanical, photocopy, recording, or otherwise, without the prior written position of X-Central, LLC.

Disclaimer:

X-Central, LLC makes no warranty with respect to the adequacy of this documentation, programs, or hardware, which it describes for any particular purpose, or with respect to the adequacy to produce any particular result. In no event shall X-Central, LLC be held liable for special, direct, indirect, or consequential damages, losses, costs, chargers, claims, demands, or claims for lost profits, fees, or expenses of any nature or kind.

Version 2.0 March 2019

X-Central provides improved and efficient workflow and greater transparency through our cloud-based mobile print solutions, cost recovery, and IT support

