



REALOGY

iPhone/iPad Printing



Instructional Summary- iPhone/iPad Printing

This document will support you in setting up the iPhone App, creating a User account on the app, and finding and selecting a printer by scanning a QR Code, and saving a printer so you will be ready to print

THIS IS A ONE TIME INSTALLATION FOR EACH PRINTER. ONCE COMPLETE, MOBILE PRINTING IS SEAMLESS.

System Requirements

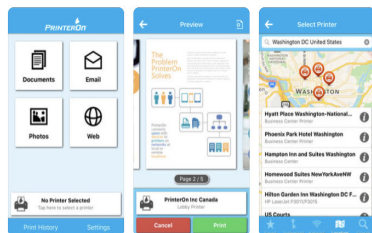


iOS 9.0 or later

Support

If you have an urgent matter, please contact the Realogy help desk:
877-NRT-HELP (877-678-4357)

iPhone/iPad Printing


At your One Stop Mobile Print site Select iPhone/iPad Printing Select "Download PrinterOn App"

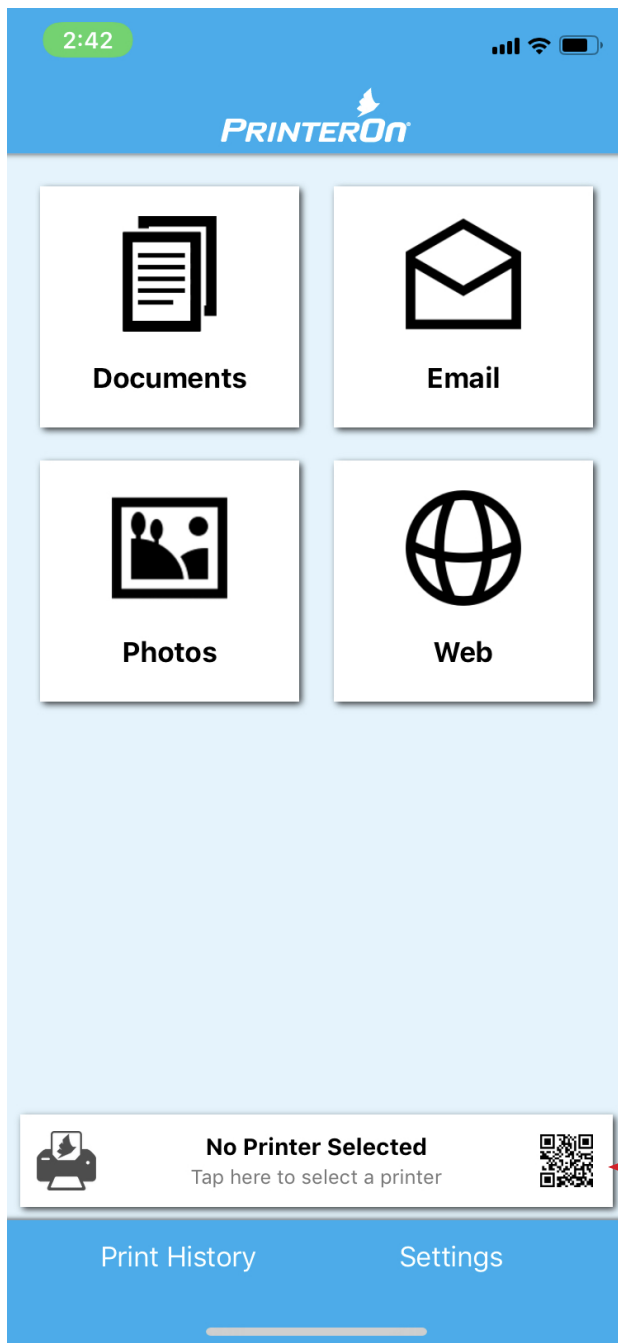


Or go to the App Store>Search for PrinterOn>Download the PrinterOn App (Utilities) by clicking the cloud with the down arrow


Open the app by clicking "OPEN" or open the app from your home screen

DEVELOPER
PrinterOn Inc





Select "No Printer Selected"



Select the QR Code in the corner

PrinterOn would like to access camera - Select "OK"

To access your QR Codes return to your One Stop Mobile Print site

X-CENTRAL 877-770-1855 Managed Solutions Welcome Realogy About Us Contact Support

Welcome Realogy

Find Your Printer

Company
NRT/Coldwell Banker

State-Office (NRT/Coldwell Banker)
CO-Highlands Ranch

Go to Mobile Printing

X-Central's Mobile Printing

Select Company>State>Office

Welcome Highlands Ranch

Mobile Print Methods

Web Upload Email MAC Printing PC Printing iPhone App Android App [Access Your QR Codes Here](#)

Your office printers are listed below.

Choose one then hover your mobile device over the QR Code to identify your printer

den-hira-abh558
den-hira-bbh654
Follow_You_BW
Follow_You_Color

Select printer

Welcome Highlands Ranch

Mobile Print Methods

Web Upload Email MAC Printing PC Printing iPhone App Android App [Access Your QR Codes Here](#)

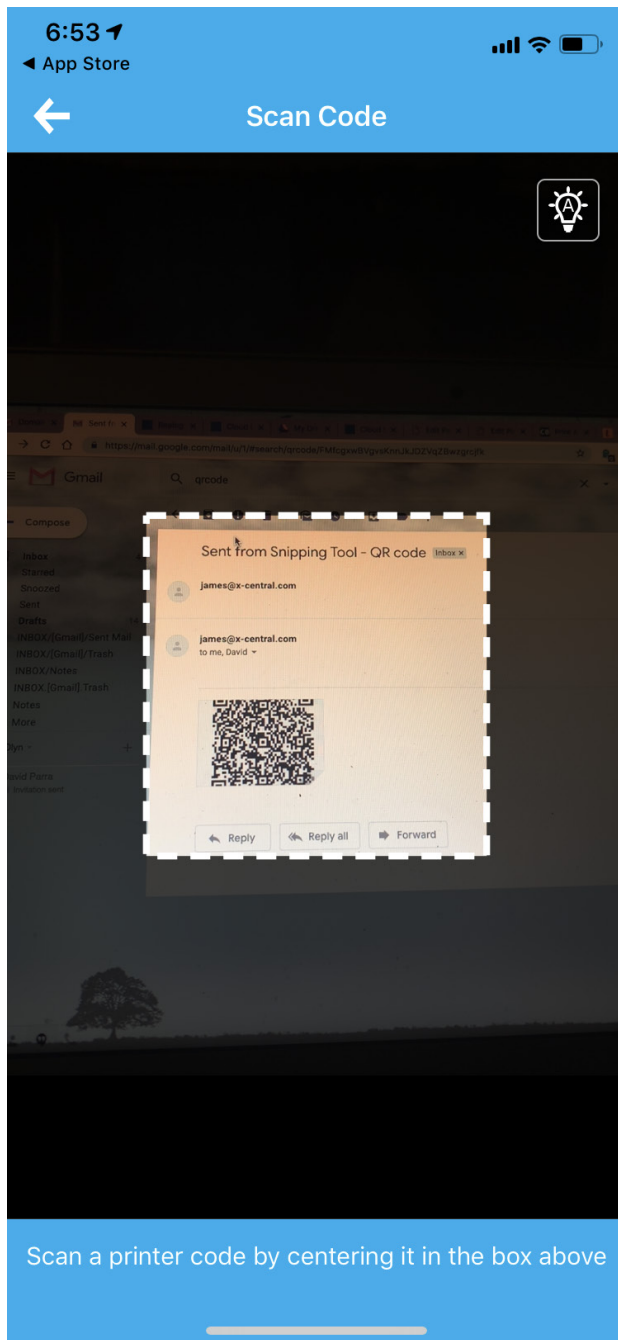
Your office printers are listed below.

Choose one then hover your mobile device over the QR Code to identify your printer

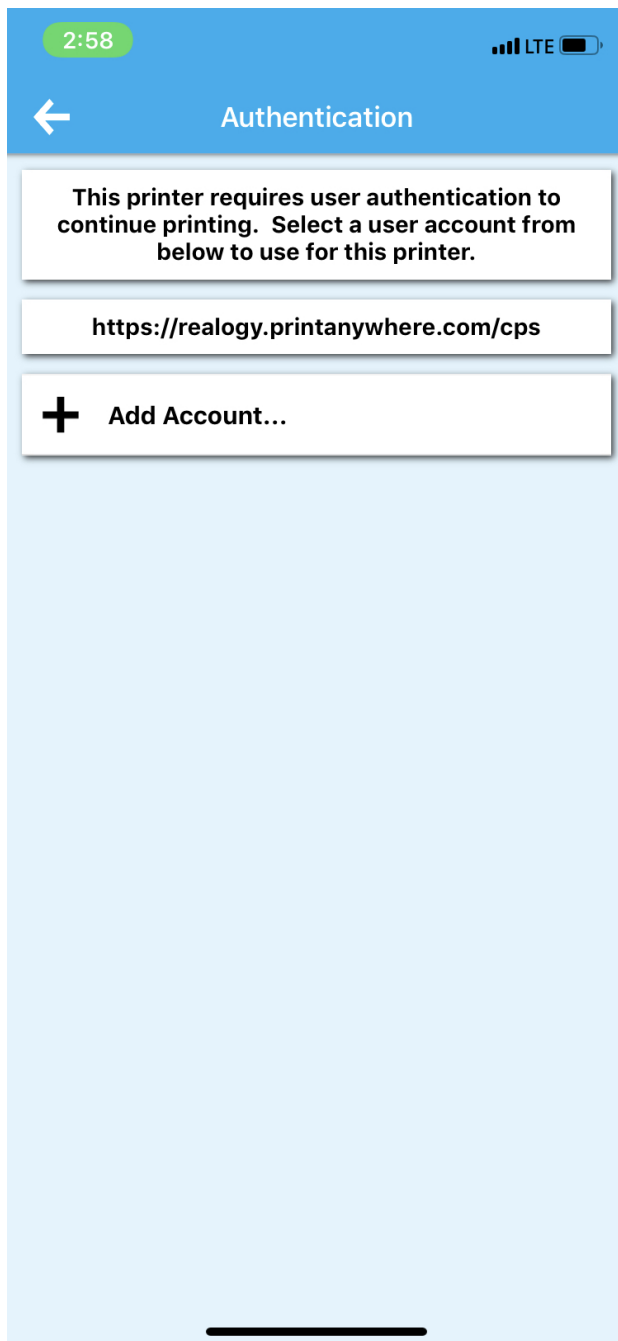
den-hira-abh558
den-hira-bbh654
Follow_You_BW
Follow_You_Color

CO-Jen-hira-abh558

Scan the QR Code for your Printer



Scan your printer QR Code here!



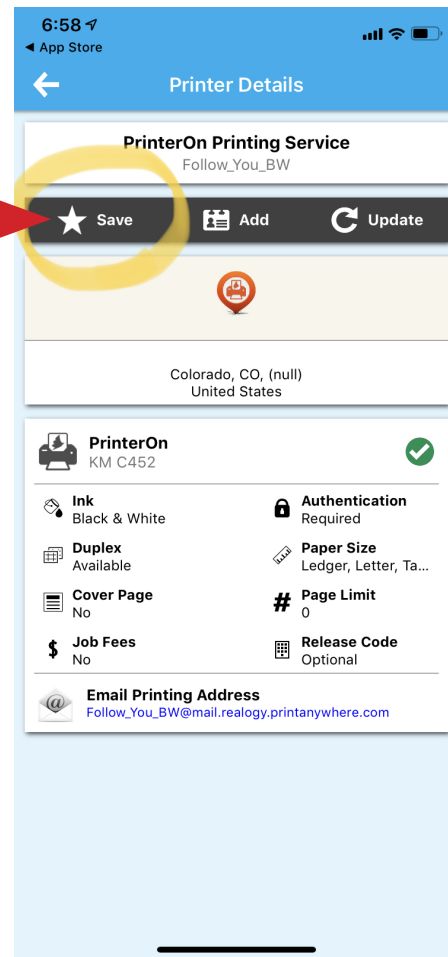

Click "Add Account" – this will allow you to set your user account

Type in your user name and password

Click the check mark to finish adding user account

SAVE YOUR FAVORITE PRINTERS

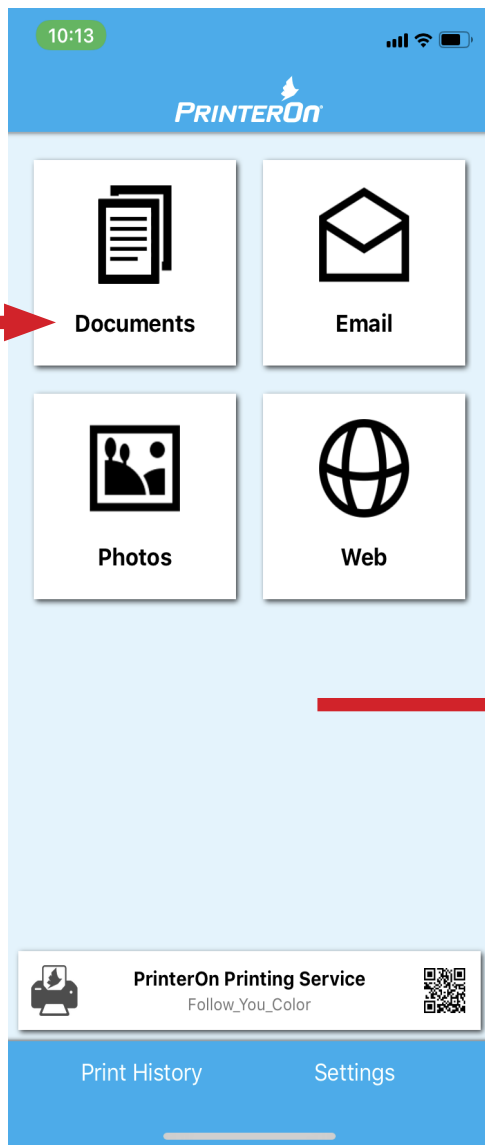
Select the “i” to the right of the printer name



Click the star “save” button. This printer will be saved and show up immediately for future mobile printing.

You are now ready to Print!

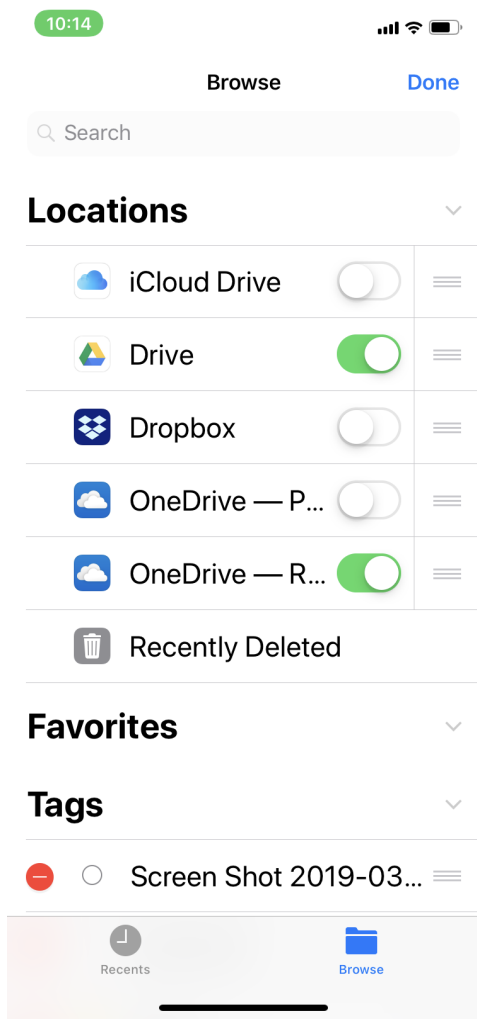
Add applications to MobilePrinting



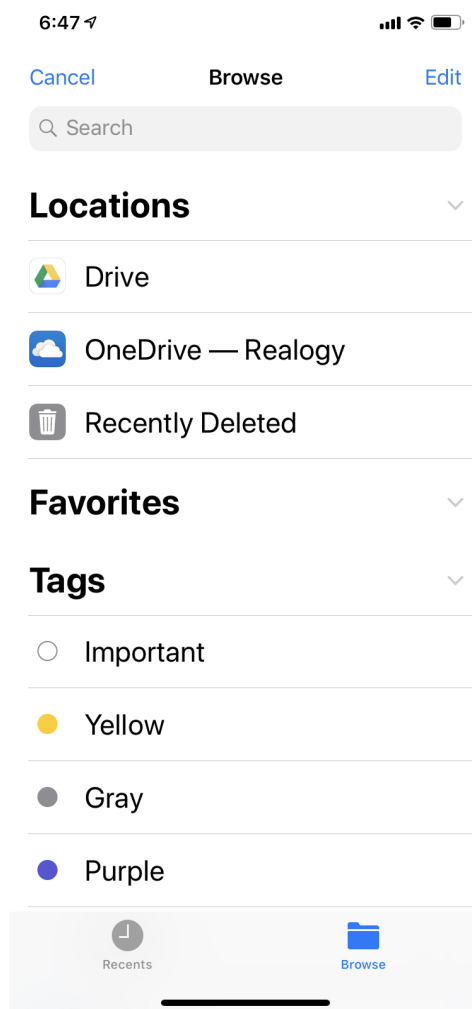
Click Documents>




Click Locations>



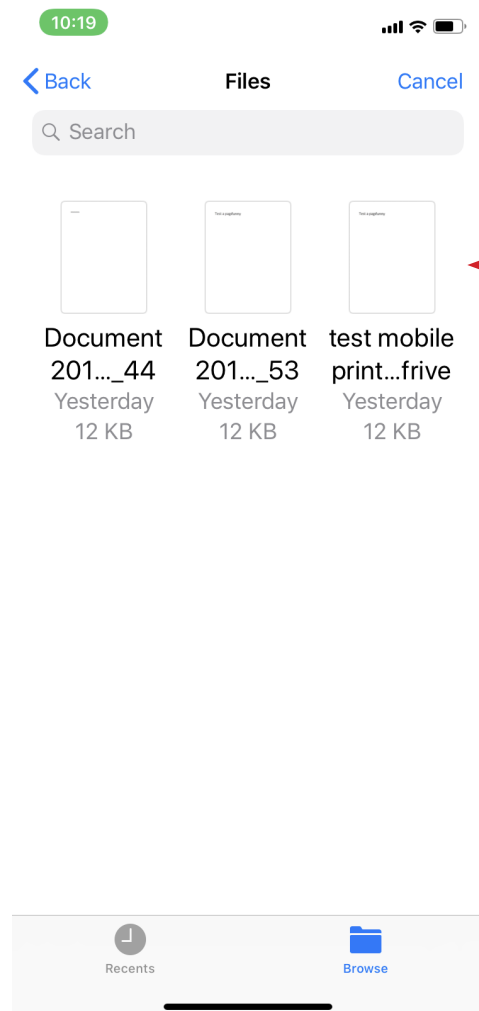
Toggle on Realogy One Drive and others you would like to browse when selecting documents>click done



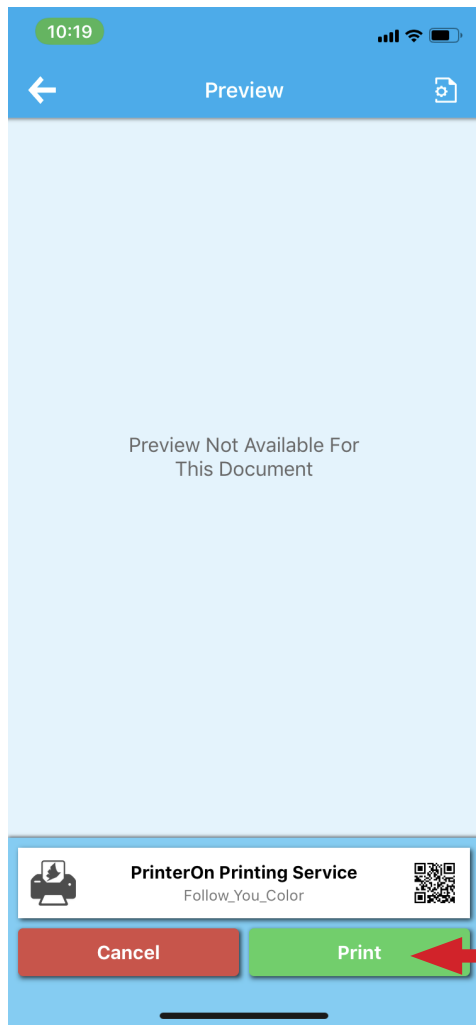
Click the area you would like to browse



Choose folder

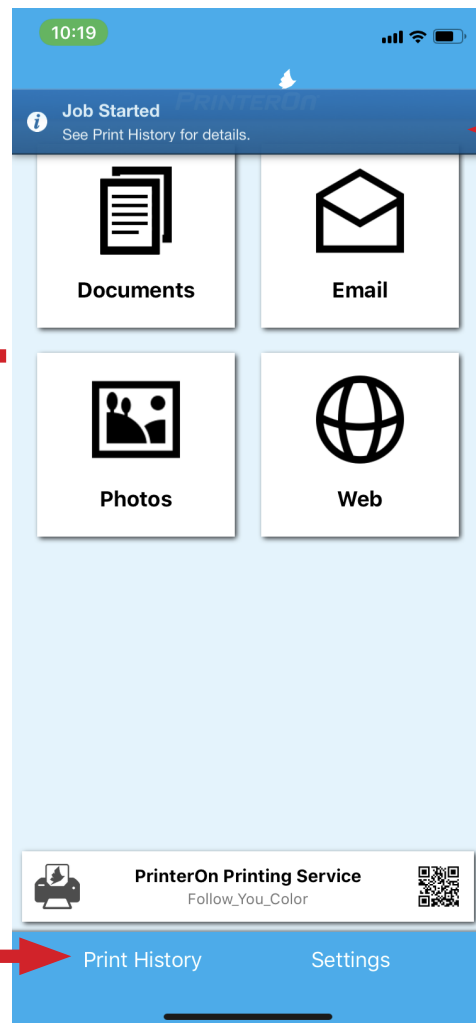


Choose document you would like to print



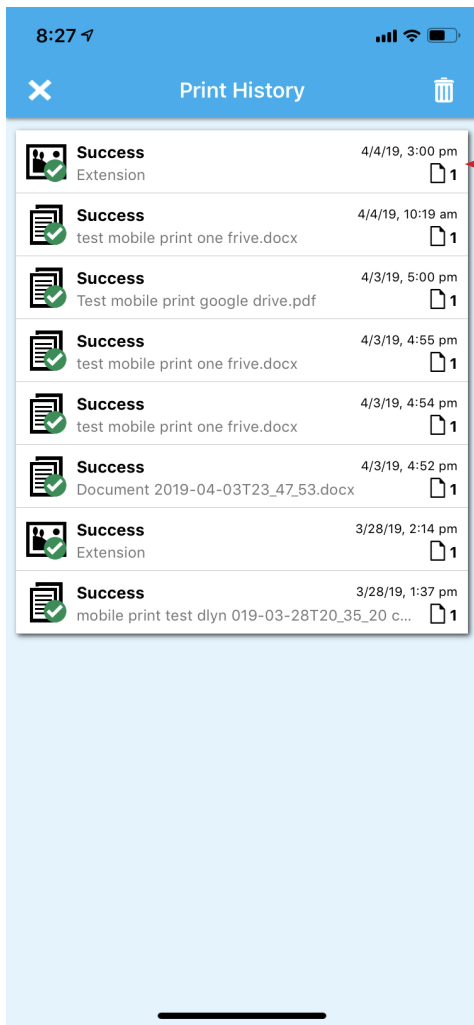
Click Print

Job Started
Job Success

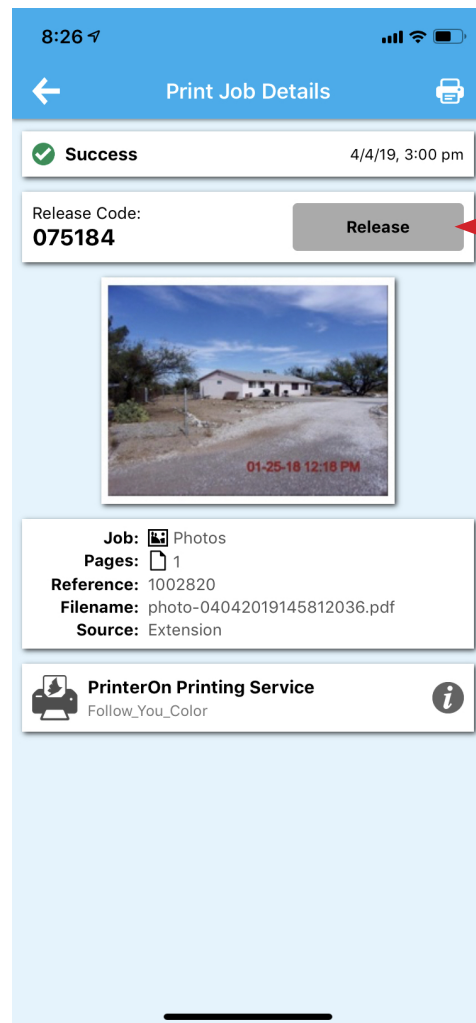


Optional - click Print History to see jobs completed

Print History



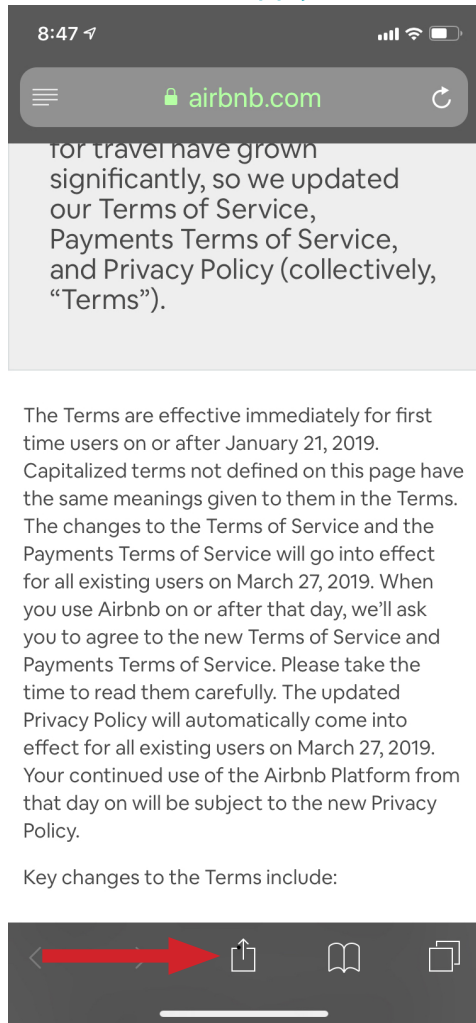
Choose the print job you would like more details on.



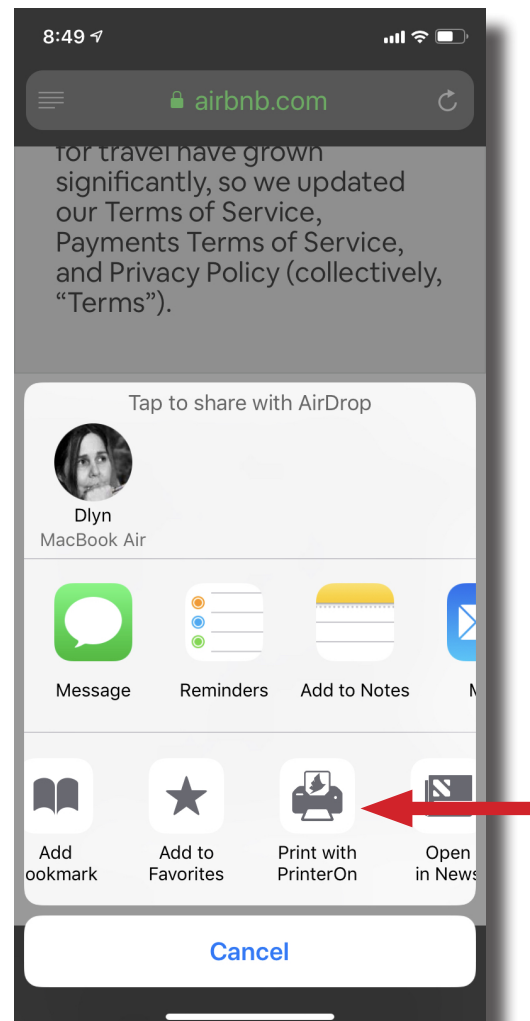
You do not need to use a release code at this time - your job has released to the printer.

Using PrinterOn App ShareSheet

from inside an App you can check ability to print



In the app choose the send button. Depending on the App you may need to choose 'Share' 'Open With,' or 'Send To'



Swipe bottom row until you find Print with PrinterOn click
PrinterOn app will open and render document > click print

Copyright Notice

Copyright 2019 by X-Central, LLC.

All rights reserved. No part of this publication may be reproduced, stored in a retrieval system, or transmitted, in any form or by any means, electronically, mechanical, photocopy, recording, or otherwise, without the prior written position of X-Central, LLC.

Disclaimer:

X-Central, LLC makes no warranty with respect to the adequacy of this documentation, programs, or hardware, which it describes for any particular purpose, or with respect to the adequacy to produce any particular result. In no event shall X-Central, LLC be held liable for special, direct, indirect, or consequential damages, losses, costs, chargers, claims, demands, or claims for lost profits, fees, or expenses of any nature or kind.

Version 2.0 March 2019

X-Central provides improved and efficient workflow and greater transparency through our cloud-based mobile print solutions, cost recovery, and IT support

