



## Instructions for Mobile MAC Printing



# Instructional Summary

THIS IS A ONE TIME INSTALLATION FOR EACH PRINTER.

ONCE COMPLETE, MOBILE PRINTING IS SEAMLESS.

## Native macOS printing

PrinterOn provides a secure way for users to print on or off the corporate network using the native print functionality of macOS. PrinterOn allows your users to print from mac securely without installing drivers and without a difficult setup or complicated configuration. Each edition of the PrinterOn solution is compatible with Mac desktop and laptops and allow for remote, wireless printing.

PrinterOn supports IPP printing from any Mac. Just like adding any printer using an IP address, PrinterOn-enabled printers are added much the same way by selecting a server IP address and entering the name or number of the PrinterOn printer. PrinterOn also supports macOS printing with authentication when using LDAP or Active Directory.

## Glossary

IPP (Internet Printing Protocol) is the native protocol used by the macOS platform.

## System Requirements

Airprint is already part of the MAC OS - MAC OS 1-.13 or later.

## Support

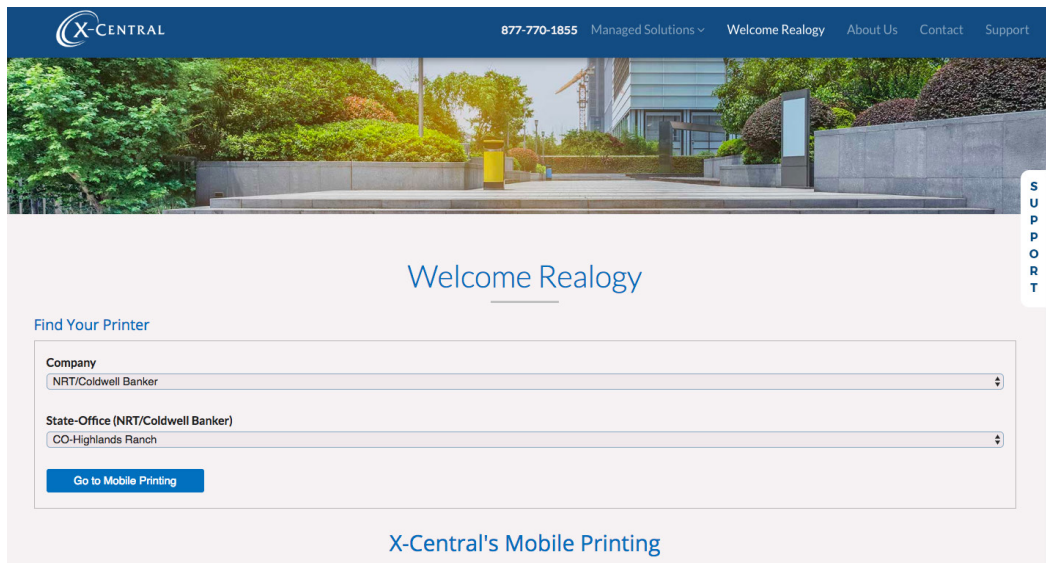
If you have an urgent matter, please contact the Realogy help desk:

877-NRT-HELP

877-678-4357

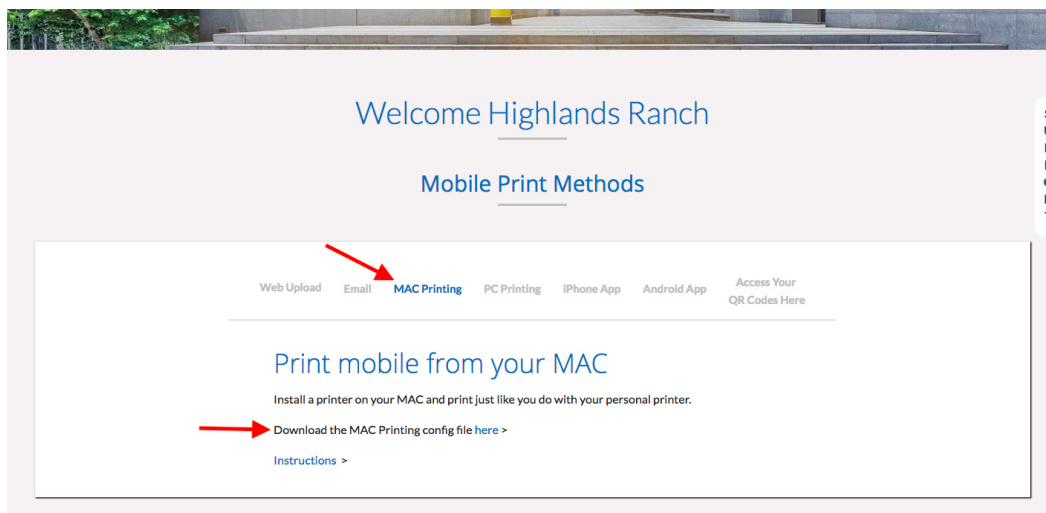
# Mobile MAC Printing

Go to Welcome Realogy: <https://x-central.com/realogy/>



The screenshot shows the 'Welcome Realogy' page. At the top, there's a navigation bar with 'X-CENTRAL' logo, phone number '877-770-1855', and links for 'Managed Solutions', 'Welcome Realogy', 'About Us', 'Contact', and 'Support'. Below the navigation bar is a large image of a modern building. The main heading is 'Welcome Realogy'. Underneath, there's a 'Find Your Printer' section with two dropdown menus: 'Company' (selected: NRT/Coldwell Banker) and 'State-Office (NRT/Coldwell Banker)' (selected: CO-Highlands Ranch). A blue button labeled 'Go to Mobile Printing' is at the bottom of this section. Below the button, it says 'X-Central's Mobile Printing'. On the right side, there's a vertical 'SUPPORT' button.


Select your Company>State>Office Location



The screenshot shows the 'Welcome Highlands Ranch' page. The heading is 'Welcome Highlands Ranch'. Below it, there's a section titled 'Mobile Print Methods'. In this section, there's a horizontal menu with options: 'Web Upload', 'Email', 'MAC Printing' (highlighted with a red arrow), 'PC Printing', 'iPhone App', 'Android App', and 'Access Your QR Codes Here'. Below this menu, the text says 'Print mobile from your MAC'. Underneath, it says 'Install a printer on your MAC and print just like you do with your personal printer.' Below that, there's a red arrow pointing to the text 'Download the MAC Printing config file here >'. At the bottom, there's a link 'Instructions >'. On the right side, there's a vertical 'SUPPORT' button.

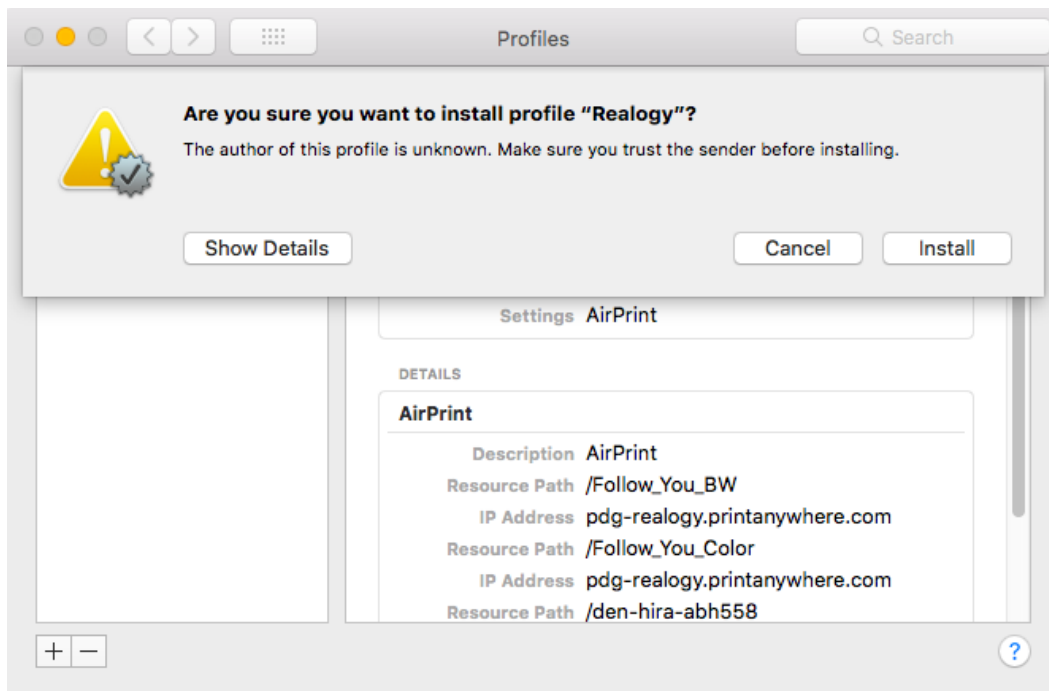
Click "Download the MAC Installer"

Once downloaded, double click on the file to open

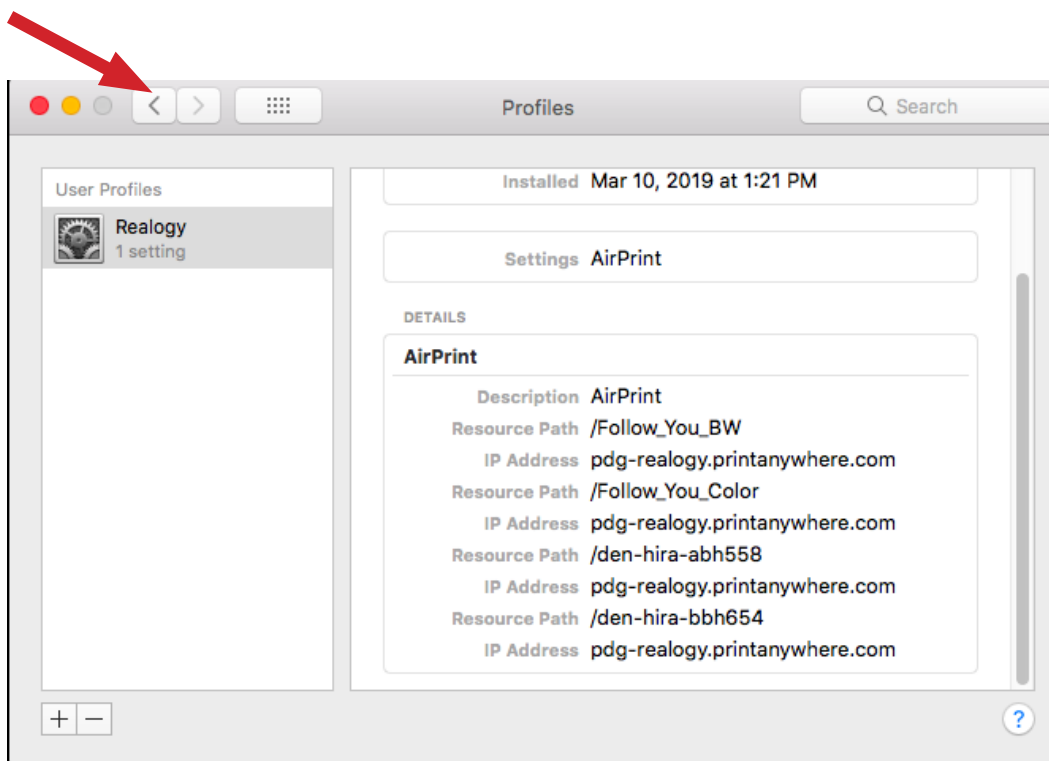


The screenshot shows a Mac window titled 'Profiles'. Inside the window, there's a dialog box titled 'Install "Realogy"?' with a checkmark icon. The text inside the dialog says 'This profile will configure your Mac with the following: AirPrint.' At the bottom of the dialog, there are three buttons: 'Show Profile', 'Cancel', and 'Continue'.

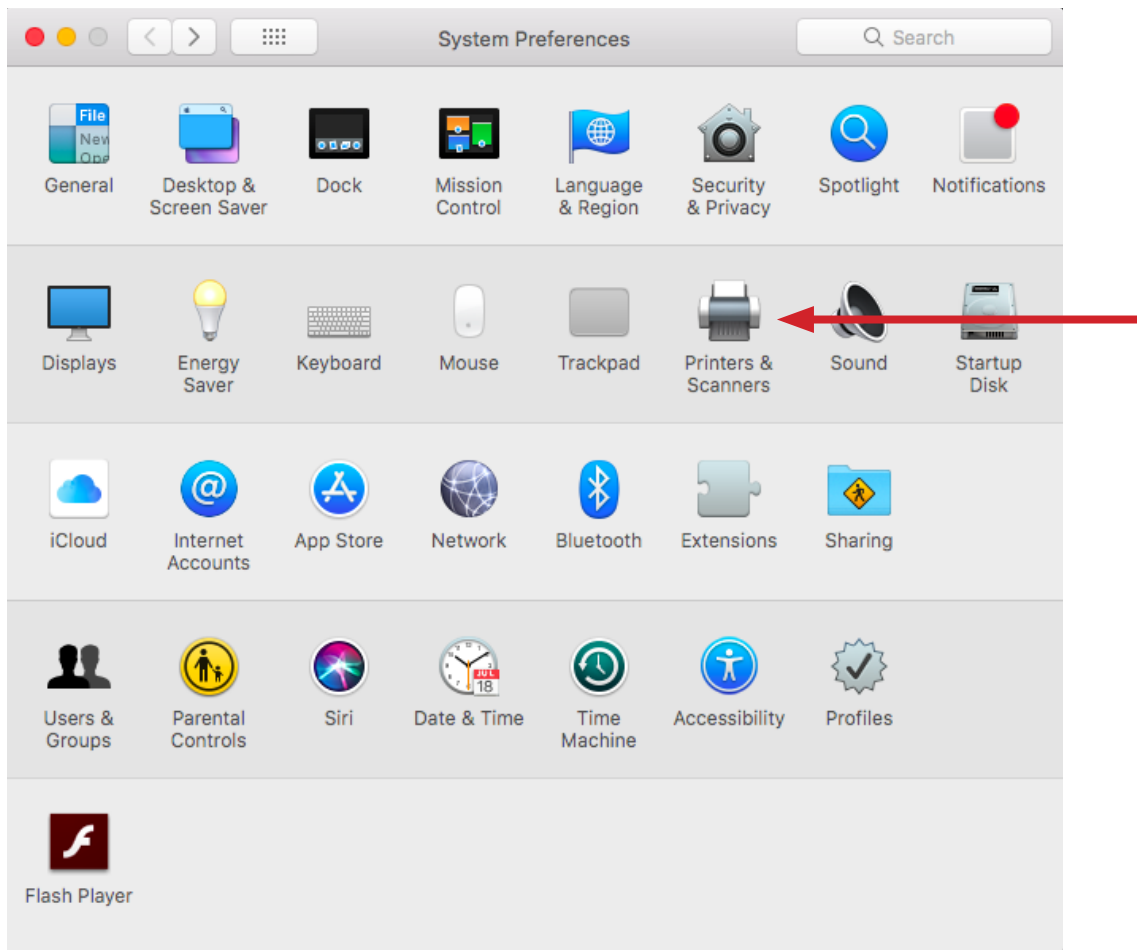
Click "Continue" to install



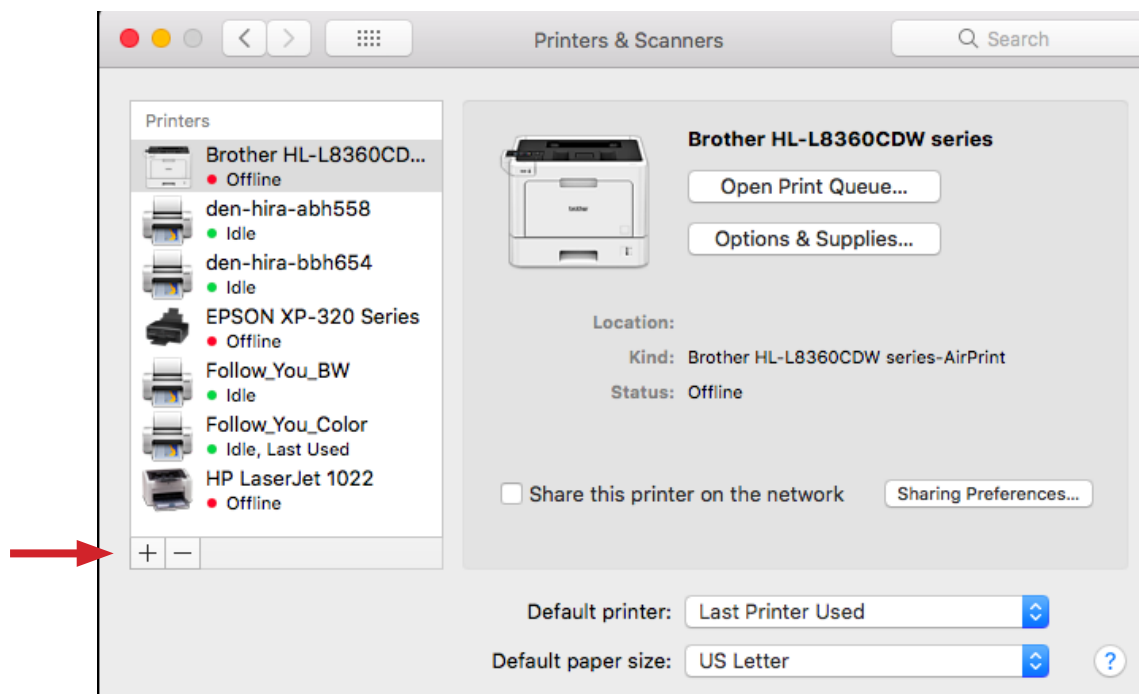
Click "Install"



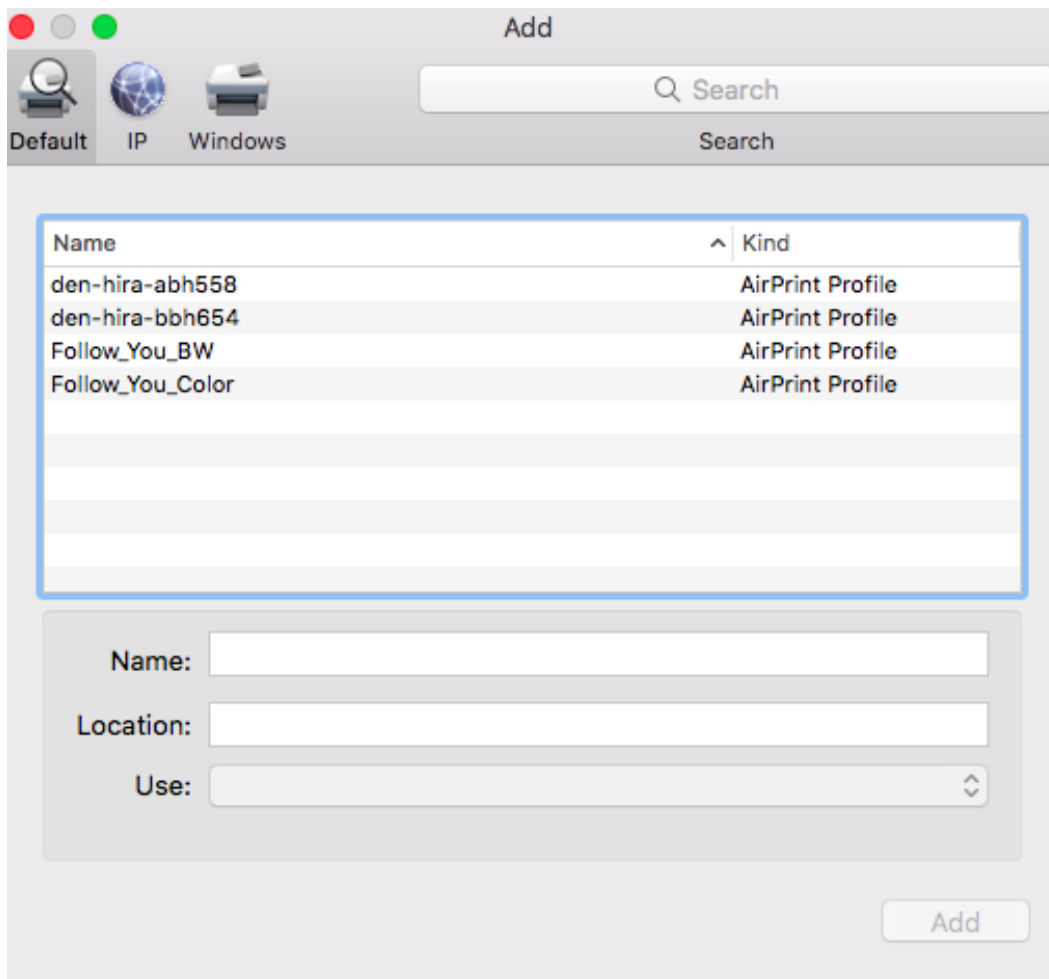
Click the Back Arrow



Click on "Printers & Scanners"



Click the "+" button on the bottom left corner to add printer

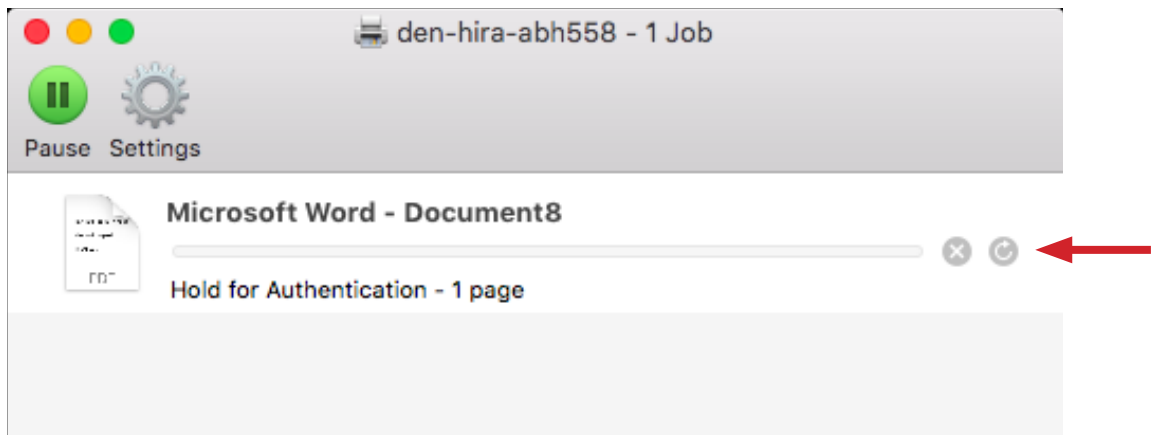


Highlight the Printer you would like to add


Click "Add" (this might take a minute)

The first time you print you will need to authenticate to Realogy

Open the Printer that appears in the bottom tool bar



Click the "refresh" button



Enter your name and password for the printer "den-hira-abh558".

Name:

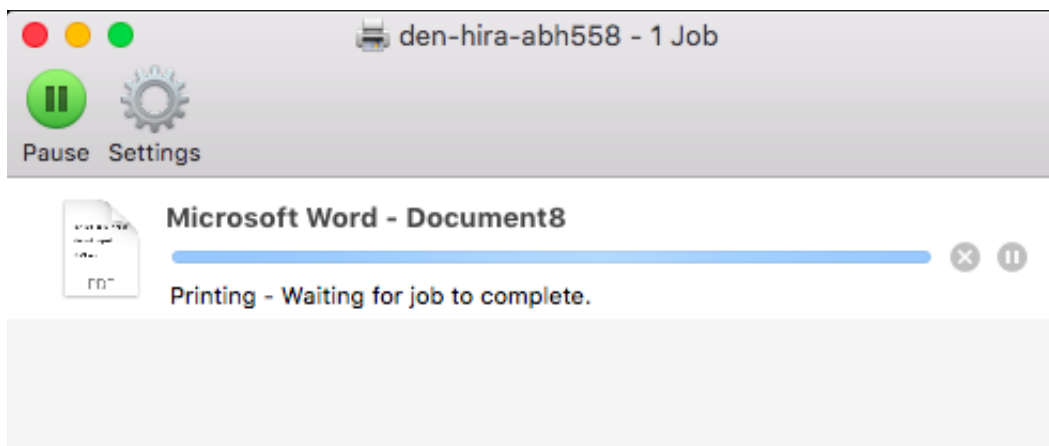
Password:

☐ Remember this password in my keychain

Cancel OK

Authentication is only required one time, unless you change your password or Realogy's Okta requires it

Select "Remember this password in my keychain" and Click "OK"



You are ready to print from your MAC

# Copyright Notice

Copyright 2019 by X-Central, LLC.

All rights reserved. No part of this publication may be reproduced, stored in a retrieval system, or transmitted, in any form or by any means, electronically, mechanical, photocopy, recording, or otherwise, without the prior written position of X-Central, LLC.

## Disclaimer:

X-Central, LLC makes no warranty with respect to the adequacy of this documentation, programs, or hardware, which it describes for any particular purpose, or with respect to the adequacy to produce any particular result. In no event shall X-Central, LLC be held liable for special, direct, indirect, or consequential damages, losses, costs, chargers, claims, demands, or claims for lost profits, fees, or expenses of any nature or kind.

Version 2.0 March 2019



X-Central provides improved and efficient workflow and greater transparency through our cloud-based mobile print solutions, cost recovery, and IT support

