



Document Accounting

Solutions

Sample Reports

Equitrac Express 4.1
&
Equitrac Office 4.1

Table of Contents

List of Available Reports	3
<i>New in 4.1</i> – Dashboard reports.....	4
<i>New in 4.1</i> – Organization report.....	7
<i>New in 4.1</i> – Authentication.....	7
<i>New in 4.1</i> – Color usage by network user.....	8
<i>New in 4.1</i> – Simplex usage by network user.....	8
<i>New in 4.1</i> – Usage summary by activity type.....	9
<i>New in 4.1</i> – Usage summary by application type.....	9
<i>New in 4.1</i> – Detailed activity for routed documents by user.....	10
<i>New in 4.1</i> – Summary activity for routed documents by device.....	10
Summary Activity by User Account.....	11
Summary Activity by Network User.....	12
Summary Activity by Billing Code Account.....	13
Summary Activity by Department Account.....	14
Summary Activity by Device.....	15
Color Quota Summary	16
Detailed Activity for Queued Documents by Device.....	17
Detailed Activity for Queued Documents by User Account.....	18
Total Activity by User Account	18
Total Activity by Network User	19
Total Activity by Billing Code Account.....	19
Total Activity by Department Account.....	20
Total Activity by Account Type.....	20
Total Activity by Device.....	20
Total Activity by Desktop Device	21
Total Activity by Network Device.....	21
Summary Activity for Queued Documents by Device & Network User	21
Summary Activity for Queued Documents by User Account and Date.....	22
Detailed Activity by Network User	22
Detailed Activity by User Account.....	23
Detailed Activity by Network User	24
Detailed Activity by Billing Code Account.....	25
Detailed Activity by Department Account.....	26
Detailed Activity by Device.....	27
Device Usage	28
Device Configuration.....	28
Device Availability.....	29
Device Faults vs. Usage	29
Device Faults.....	29

List of Available Reports

NOTE: reports that are new to 4.1 are underlined

Account Reports

- *Account adjustment*
- *Account listing*
- *Account statement*
- *Billing code authorizations*
- *Color quota summary*
- *Department members*
- *Pay Station Deposit Center account adjustment**

Analysis Reports

- *Authentication*
- *Color usage by network user*
- *Device availability*
- *Device configuration*
- *Device Faults*
- *Device Faults vs. Usage*
- *Device usage*
- *Hourly activity*
- *Last transaction time*
- *Simplex usage by network user*
- *Usage summary by activity type*

Detailed Activity Reports

- *Detailed activity by billing code account*
- *Detailed activity by department account*
- *Detailed activity by department membership*
- *Detailed activity by device*
- *Detailed activity by network user*
- *Detailed activity by organization account*
- *Detailed activity by print queue*
- *Detailed activity by user account*
- *Detailed activity for routed documents by device*
- *Detailed activity for routed documents by user account*
- *Detailed activity for queued documents by device*
- *Detailed activity for queued documents by user account*

Summary Activity Reports

- *Summary activity for routed documents by device*
- *Summary activity for routed documents by user account*
- *Summary activity for queued documents by device*
- *Summary activity for queued documents by user account*
- *Summary activity by billing code account*
- *Summary activity by department account*
- *Summary activity by department membership*
- *Summary activity by device*
- *Summary activity by device and date*
- *Summary activity by network user*
- *Summary activity by network and device*
- *Summary activity by organization account*
- *Summary activity by organization membership*
- *Summary activity by print queue*
- *Summary activity by user account*

Total Activity Reports

- *Total activity by account type*
- *Total activity by billing code account*
- *Total activity by department account*
- *Total activity by desktop device*
- *Total activity by device*
- *Total activity by network device*
- *Total activity by network user*
- *Total activity by organization account*
- *Total activity by printer*
- *Total activity by print queue*
- *Total activity by user account*

Uplinked activity

- *Uplinked detailed activity*
- *Uplinked device usage*
- *Uplinked summary activity*
- *Uplinked total activity*

* Equitrac Express only

New in 4.1 – Dashboard reports

Address <https://waterlooprnt:2941/dashboard/4e42216f/start.html>

Search web...


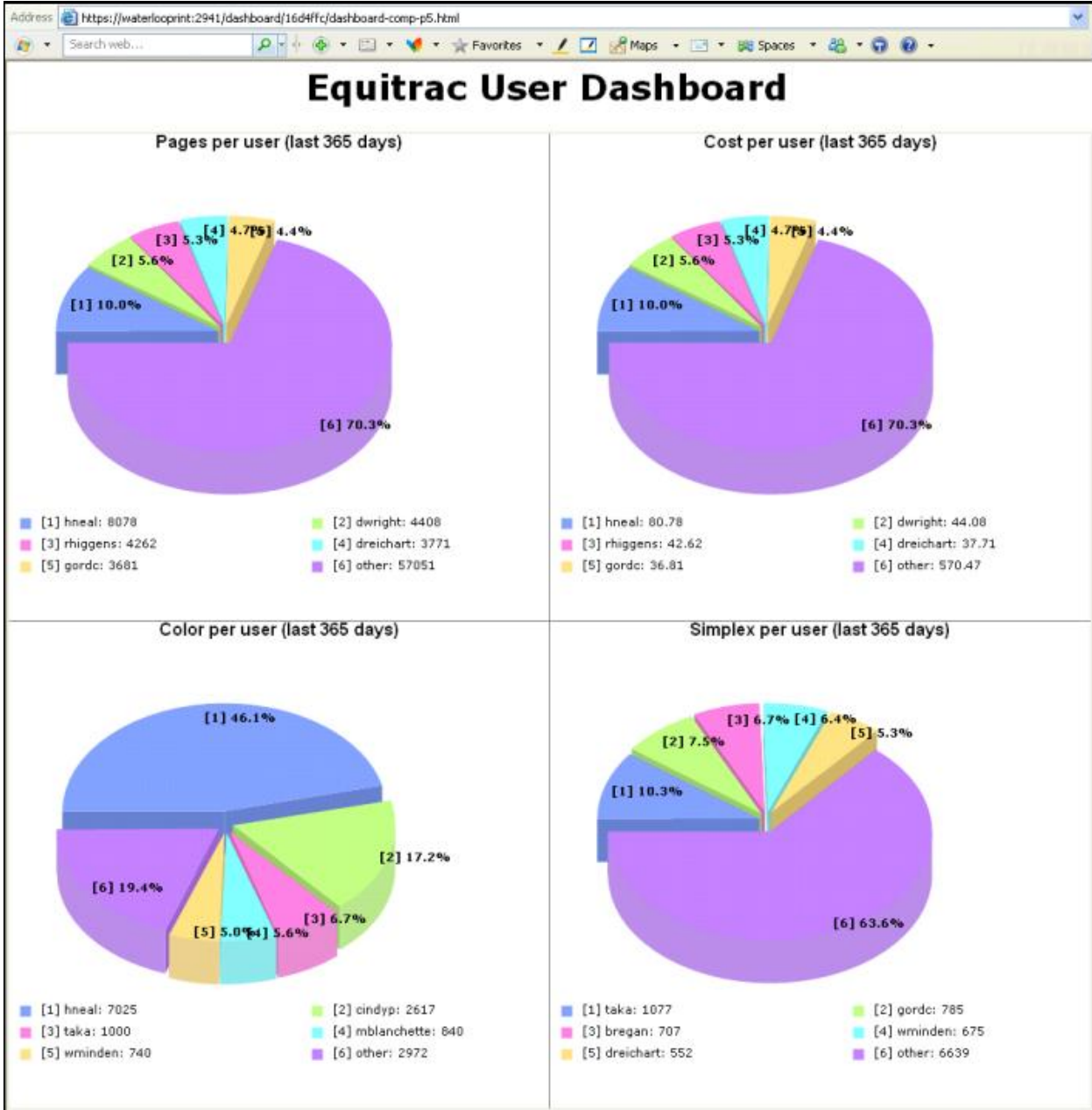
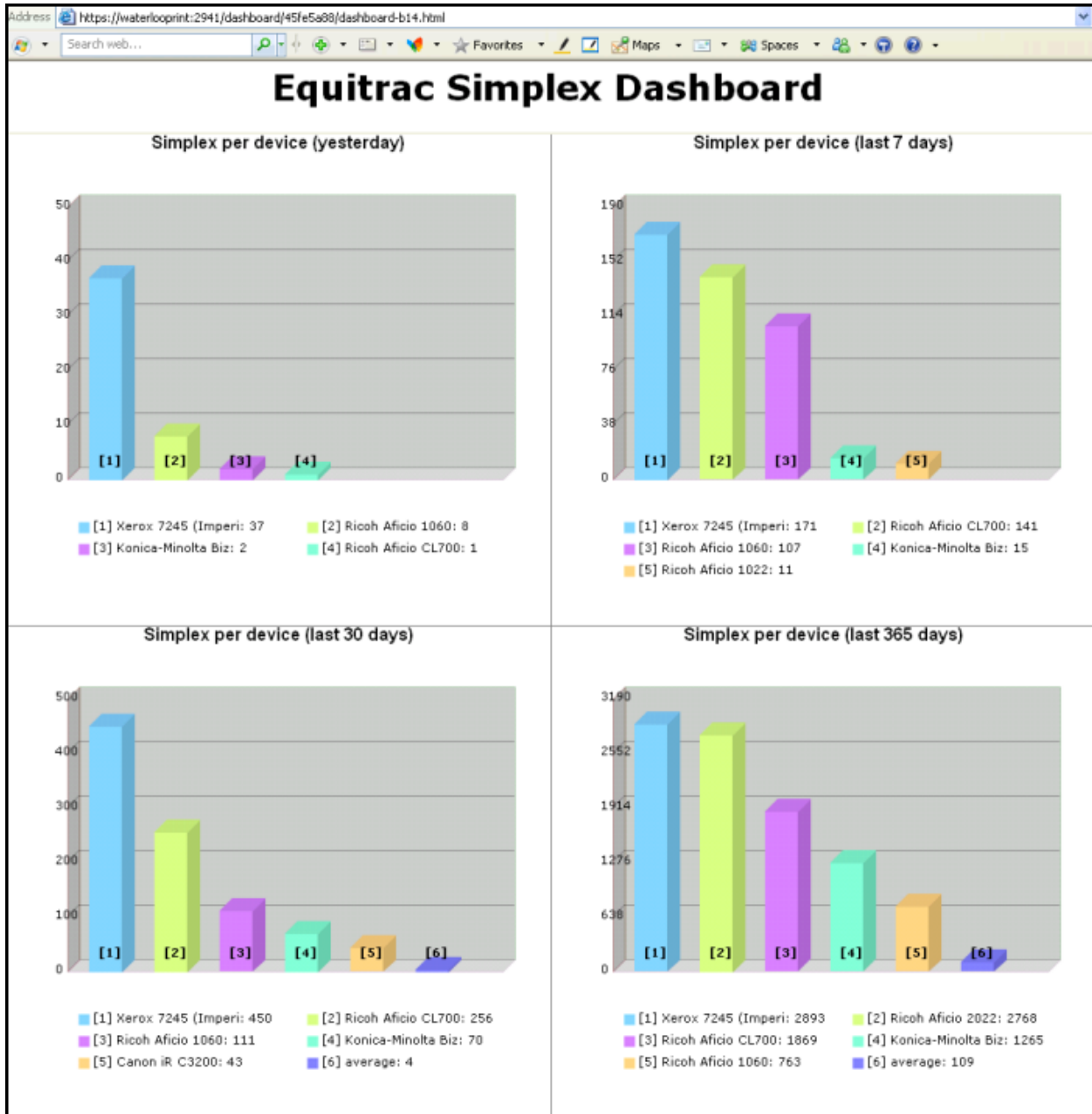
 Select dashboard

	Chart	Bar	Pie
7 day	Top users Top devices	Top users Top devices	Top users Top devices
30 day	Top users Top devices	Top users Top devices	Top users Top devices
365 day	Top users Top devices	Top users Top devices	Top users Top devices
Pages	Top users Top accounts Top devices Top device types	Top users Top accounts Top devices Top device types	Top users Top accounts Top devices Top device types
Cost	Top users Top accounts Top devices Top device types	Top users Top accounts Top devices Top device types	Top users Top accounts Top devices Top device types
Color	Top users Top accounts Top devices	Top users Top accounts Top devices	Top users Top accounts Top devices
Simplex	Top users Top accounts Top devices	Top users Top accounts Top devices	Top users Top accounts Top devices
Faults	Most faults Most frequent faults	Most faults	Most faults
Metrics	Totals Pages Cost Sheet Device		





New in 4.1 – Organization report

8/15/2008

Total activity by organization account
Reporting period 8/6/2008 to 8/15/2008



Organization	Jobs	Pages	BW Pages	Color Pages	Cost
central	3	6	3	3	0.06
east	365	13,315	3453	11,862	133.15
north	47	159	159	0	1.59
south	201	1117	946	171	11.17
west	202	1019	881	138	10.19
	818	15,616	3,442	12,174	156.16

The above organization report is a consolidated version of the Department report...

8/15/2008

Total activity by department account
Reporting period 8/6/2008 to 8/15/2008



Department	Jobs	Pages	BW Pages	Color Pages	Cost
central	3	6	3	3	0.06
east:dev	293	13,015	1,153	11,862	130.15
east:dev:admin	58	245	245	0	2.45
east:qa	8	45	45	0	0.45
east:qa:admin	6	10	10	0	0.10
north:dev	19	64	64	0	0.64
north:dev:admin	1	1	1	0	0.01
north:qa	27	94	94	0	0.94
south:dev	172	980	906	74	9.80
south:qa	29	137	40	97	1.37
west:dev	9	26	12	14	0.26
west:qa	193	993	869	124	9.93
	818	15,616	3,442	12,174	156.16

New in 4.1 – Authentication

8/11/2008

Authentication
Reporting period 8/11/2008 to 8/11/2008



Date	Event type	IP address	Primary PIN	Account	Account Type	Description	Authentication type
8/11/2008 01:28 PM	login	192.168.96.21	jville	jville	user	Ville, Jim	Windows
8/11/2008 01:44 PM	login	192.168.96.28	gcanal	gcanal	user	Canal, Gord	Windows
8/11/2008 02:39 PM	failure	192.168.96.28	22222				Unknown
8/11/2008 02:40 M	login	192.168.96.28	2222	jville	user	Ville, Jim	EquitracPIN
8/11/2008 03:03 PM	login	192.168.96.28	2287	gcanal	user	Canal, Gord	EquitracPIN

New in 4.1 – Color usage by network user

8/15/2008

Color usage by network user
Reporting period 8/15/2008 to 8/15/2008



Network user	Pages	% Pages	Color Pages	BW Pages	% Color Pages	% Total Color Pages
Hneal	567	56.42	546	21	96.30	93.33
evandyke	276	27.46	20	256	7.25	3.42
phytosa	41	4.08	15	26	36.59	2.56
nabbeyt	4	0.40	2	2	50.00	0.34
tomh	2	0.20	2	0	100.00	0.34
amfonzie	6	0.60	0	6	0.00	0.00
cindyp	1	0.10	0	1	0.00	0.00
dritchmond	17	1.69	0	17	0.00	0.00
jblane	3	0.30	0	3	0.00	0.00
jlittle	9	0.90	0	9	0.00	0.00
mwhiteman	3	0.30	0	3	0.00	0.00
mflytsen	4	0.40	0	4	0.00	0.00
mriniuillo	61	6.07	0	61	0.00	0.00
robertk	7	0.70	0	7	0.00	0.00
tblack	1	0.10	0	1	0.00	0.00
unidentified	2	0.20	0	2	0.00	0.00
	1,004		585	419		

New in 4.1 – Simplex usage by network user

8/15/2008

Simplex usage by network user
Reporting period 8/15/2008 to 8/15/2008




User	Pages	% Pages	Simplex Pages	Duplex Pages	% Simplex Pages	% Total Simplex Pages
evandyke	276	27.46	110	166	39.86	50.69
mriniuillo	61	6.07	61	0	100.00	28.11
phytosa	41	4.08	41	0	100.00	18.89
jblane	3	0.30	3	0	100.00	1.38
unidentified	2	0.20	2	0	100.00	0.92
amfonzie	6	0.60	0	6	0.00	0.00
dritchmond	17	1.69	0	17	0.00	0.00
hneal	567	56.42	0	567	0.00	0.00
jli	9	0.90	0	9	0.00	0.00
mwhiteman	3	0.30	0	3	0.00	0.00
mflytsen	4	0.40	0	4	0.00	0.00
nabbeyt	4	0.40	0	4	0.00	0.00
tomh	2	0.20	0	2	0.00	0.00
	1,004		217	787		

New in 4.1 – Usage summary by activity type

8/15/2008

Usage summary by activity type
Reporting period 1/15/2008 to 8/15/2008




Transaction Type	Jobs	Pages	BW Pages	Color Pages	% Color Pages	% Pages
copy	1,623	18,121	17,212	11,233	15.91	25.66
print	9,500	52,492	39,250	13,242	18.76	74.34
	11,123	70,613	56,462	24,475		

New in 4.1 – Usage summary by application type

8/15/2008

Usage summary by application type
Reporting period 8/6/2008 to 8/15/2008



Application	Jobs	Pages	BW Pages	Color Pages	% Color Pages	% Pages
outlook.exe	290	1,182	1,019	163	1.07	7.72
winword.exe	939	14,121	4,047	10,074	65.83	92.28
	1,229	15,303	5,066	10,237		

New in 4.1 – Detailed activity for routed documents by user

Detailed activity for routed documents by user account

8/15/2008

Reporting period 7/15/2008 to 7/17/2008



gcanal Gord Canal									
Date	Destination	Source	Details	Pages	Original cost	Cost	Disposition	Cost difference	
7/15/2008 05:31 PM	1060 PCL6	7245	1 x Ltr/D	1	0.10	0.01	automatic	0.09	
7/15/2008 05:46 PM	7245	7245	1 x Ltr/D	1	0.10	0.10	declined	0.00	
7/15/2008 05:58 PM	1060 PCL6	7245	1 x Ltr/D	1	0.10	0.01	accepted	0.09	
7/17/2008 10:08 AM	1060 PCL6	7245	2 x Ltr/D	2	0.20	0.02	accepted	0.18	
7/17/2008 10:26 AM	1060 PCL6	7245	2 x Ltr/D	2	0.20	0.02	automatic	0.18	
7/17/2008 12:00 PM	7245	7245	1 x Ltr/D	1	0.10		cancelled		
				9	0.90	0.26		0.54	

New in 4.1 – Summary activity for routed documents by device

Summary activity for routed documents by device Reporting period 7/15/2008 to 7/22/2008

7/22/2008



1060 PCL6							
Date	Source	Jobs	Pages	Automatic	Released	Declined	Cancelled
7/15/2008	1060 PCL6	2	2	1	0	1	0
7/15/2008	7245	11	12	8	4	0	0
7/17/2008	7245	3	5	3	2	0	0
7/21/2008	1060 PCL6	1	1	0	1	0	0
		17	20	12	7	1	0

7245							
Date	Source	Jobs	Pages	Automatic	Released	Declined	Cancelled
7/15/2008	1060 PCL6	2	2	1	1	0	0
7/15/2008	7245	8	8	0	3	4	1
7/17/2008	7245	4	4	0	1	1	2
7/21/2008	7245	8	8	0	5	3	0
7/22/2008	7245	1	1	0	0	1	0
		23	23	1	10	9	3

Summary Activity by User Account

5/12/2008

Summary activity by user account



jimt		Jim Taylor				
Date	Jobs	Pages	BW Pages	Color Pages	Cost	
3/2/2008	4	4	4	0	0.04	
3/3/2008	7	31	31	0	7.69	
3/4/2008	12	27	27	0	0.27	
3/5/2008	3	9	9	0	0.09	
3/22/2008	1	3	3	0	0.03	
	27	74	74	0	8.12	

davidp		David Peters				
Date	Jobs	Pages	BW Pages	Color Pages	Cost	
3/4/2008	1	4	4	0	1.95	
3/8/2008	12	42	42	0	0.42	
3/9/2008	9	36	36	0	6.87	
	22	82	82	0	9.24	

karenb		Karen Brown				
Date	Jobs	Pages	BW Pages	Color Pages	Cost	
3/4/2008	1	3	3	0	0.03	
3/9/2008	1	6	6	0	2.75	
	2	9	9	0	2.78	

danr		Dan Richards				
Date	Jobs	Pages	BW Pages	Color Pages	Cost	
3/4/2008	2	2	2	0	0.76	
	2	2	2	0	0.76	

graceh		Grace Hindle				
Date	Jobs	Pages	BW Pages	Color Pages	Cost	
3/4/2008	4	67	67	0	0.67	
	4	67	67	0	0.67	

kevinw		Kevin Wells				
Date	Jobs	Pages	BW Pages	Color Pages	Cost	
3/4/2008	3	7	7	0	1.59	
3/5/2008	6	12	12	0	1.64	
3/8/2008	3	16	16	0	5.54	
3/9/2008	1	5	5	0	2.35	
3/10/2008	1	8	8	0	3.55	
	14	48	48	0	14.67	

Summary Activity by Network User

5/12/2008

Summary activity by network user



jimt		Jim Taylor				
Date	Jobs	Pages	BW Pages	Color Pages	Cost	
3/2/2008	4	4	4	0	0.04	
3/3/2008	7	31	31	0	7.69	
3/4/2008	12	27	27	0	0.27	
3/5/2008	3	9	9	0	0.09	
3/22/2008	1	3	3	0	0.03	
	27	74	74	0	8.12	

davidp		David Peters				
Date	Jobs	Pages	BW Pages	Color Pages	Cost	
3/4/2008	1	4	4	0	1.95	
3/5/2008	8	23	23	0	0.23	
3/8/2008	12	42	42	0	0.42	
3/9/2008	9	36	36	0	6.87	
3/10/2008	4	16	16	0	0.16	
	34	121	121	0	9.63	

karenb		Karen Brown				
Date	Jobs	Pages	BW Pages	Color Pages	Cost	
3/4/2008	1	3	3	0	0.03	
3/9/2008	1	6	6	0	2.75	
	2	9	9	0	2.78	

danr		Dan Richards				
Date	Jobs	Pages	BW Pages	Color Pages	Cost	
3/4/2008	2	2	2	0	0.76	
3/5/2008	2	8	8	0	0.08	
	4	10	10	0	0.84	

kevinw		Kevin Wells				
Date	Jobs	Pages	BW Pages	Color Pages	Cost	
3/4/2008	4	67	67	0	0.67	
3/5/2008	2	4	4	0	0.04	
	6	71	71	0	0.71	

Summary Activity by Billing Code Account

5/12/2008

Summary activity by billing code account



111ABC		ABC Engineering			
Date	Jobs	Pages	BW Pages	Color Pages	Cost
3/5/2008	7	20	20	0	0.20
3/8/2008	2	8	8	0	0.08
3/9/2008	27	74	74	0	8.12
3/10/2008	22	82	82	0	9.24
3/11/2008	2	9	9	0	2.78
3/12/2008	2	2	2	0	0.76
3/15/2008	4	67	67	0	0.67
3/16/2008	14	48	48	0	14.67
3/17/2008	1	1	1	0	0.01
	81	311	311	0	36.53

222EFG		EFG Consulting			
Date	Jobs	Pages	BW Pages	Color Pages	Cost
3/5/2008	10	27	27	0	0.27
3/8/2008	2	8	8	0	0.08
3/9/2008	9	28	28	0	0.28
3/10/2008	27	74	74	0	8.12
3/11/2008	22	82	82	0	9.24
3/12/2008	12	35	35	0	0.35
3/15/2008	2	9	9	0	2.78
3/16/2008	2	2	2	0	0.76
3/17/2008	4	67	67	0	0.67
3/18/2008	1	4	4	0	0.04
3/19/2008	14	48	48	0	14.67
3/22/2008	1	1	1	0	0.01
	106	385	385	0	37.27

Summary Activity by Department Account

5/12/2008

Summary activity by department account



Mktg	Marketing Department				
Date	Jobs	Pages	BW Pages	Color Pages	Cost
3/1/2008	1	4	4	0	0.04
3/2/2008	7	20	20	0	0.20
3/3/2008	2	8	8	0	0.08
3/4/2008	27	74	74	0	8.12
3/5/2008	22	82	82	0	9.24
3/8/2008	2	9	9	0	2.78
3/9/2008	2	2	2	0	0.76
3/10/2008	4	67	67	0	0.67
3/11/2008	14	48	48	0	14.67
3/12/2008	1	1	1	0	0.01
	82	315	315	0	36.57

Acct	Accounting Department				
Date	Jobs	Pages	BW Pages	Color Pages	Cost
3/1/2008	10	27	27	0	0.27
3/2/2008	2	8	8	0	0.08
3/3/2008	9	28	28	0	0.28
3/4/2008	27	74	74	0	8.12
3/5/2008	22	82	82	0	9.24
3/8/2008	12	35	35	0	0.35
3/9/2008	2	9	9	0	2.78
3/10/2008	2	2	2	0	0.76
3/11/2008	4	67	67	0	0.67
3/12/2008	1	4	4	0	0.04
	91	336	336	0	22.59

Engr	Engineering Department				
Date	Jobs	Pages	BW Pages	Color Pages	Cost
3/1/2008	14	48	48	0	14.67
3/2/2008	1	1	1	0	0.01
3/3/2008	27	74	74	0	8.12
3/4/2008	22	82	82	0	9.24
3/5/2008	12	35	35	0	0.35
3/8/2008	2	9	9	0	2.78
3/9/2008	2	2	2	0	0.76
3/10/2008	4	67	67	0	0.67
3/11/2008	1	4	4	0	0.04
3/12/2008	14	48	48	0	14.67
3/15/2008	1	1	1	0	0.01
	100	371	371	0	51.32

Summary Activity by Device

5/12/2008

Summary activity by device



canon gp 215 ps		2 nd floor Marketing Printer				
Charge Account	Description	Jobs	Pages	BW Pages	Color Pages	Cost
111ABC	ABC Engineering	9	28	28	0	0.28
222EFG	EFG Consulting	27	74	74	0	8.12
mktg	Marketing department	22	82	82	0	9.24
acct	Accounting department	12	35	35	0	0.35
123456	The Printing Company	2	9	9	0	2.78
456789	A&B Accounting	2	2	2	0	0.76
879655	HMV Architects	4	67	67	0	0.67
453692	ZZZ Marketing	1	4	4	0	0.04
246591	JK Accounting	14	48	48	0	14.67
123AST	AST Consulting	1	1	1	0	0.01
		94	350	350	0	36.92

laserjet 800 dn		Accounting Printer Building 2				
Charge Account	Description	Jobs	Pages	BW Pages	Color Pages	Cost
456789	A&B Accounting	27	74	74	0	8.12
mktg	Marketing department	22	82	82	0	9.24
acct	Accounting department	2	9	9	0	2.78
engr	Engineering Dept.	2	2	2	0	0.76
879655	HMV Architects	4	67	67	0	0.67
246591	JK Accounting	14	48	48	0	14.67
111ABC	ABC Engineering	1	1	1	0	0.01
		72	283	283	0	36.25

Color Quota Summary

5/12/2008

Color Quota Summary



User ID	User name	Color quota	Color page count	Color pages left
v-tetyanaloo	System created.	-1	9	-10
v-alfredlab	System created.	20	0	20
v-brendanlab	System created.	20	0	20
v-chrishlab	Chris Haw - lab acct	20	0	20
v-mahalakshmilab	System created.	20	0	20
v-niranjnlab	System created.	20	0	20
v-rajlalab	System created.	20	0	20
v-ravilab	System created.	20	0	20
v-robertolab	System created.	20	0	20
v-srinivaslab	System created.	20	0	20
v-tetyanalab	System created.	20	0	20
v-alfredloo	System created.	20	0	20
v-brendanloo	System created.	20	0	20
v-chrishloo	System created.	20	0	20
v-mahalakshmiloo	System created.	20	0	20
v-niranjnloo	System created.	-1	0	-1
v-rajlloo	System created.	20	0	20
v-raviloo	System created.	20	0	20
v-robertoloo	System created.	-1		
v-srinivasloo	System created.	20	0	20
unidentified	System created.	20	0	20
daisyd	System created.	-1	0	-1
v-robertoloo	System created.	30	0	30

Detailed Activity for Queued Documents by User Account

5/11/2008

Detailed activity for queued documents by user account

Reporting period 5/11/2008 to 5/11/2008



Date	Device name	User	Description	Details	Pages	Cost	Disposition
v-tetyanaloo		System created.					
5/11/2008 02:24 PM	127.0.0.1	v-tetyanaloo	Test Page	1 x Ltr/Top/C	1	0.01	expired
5/11/2008 02:24 PM	127.0.0.1	v-tetyanaloo	<QALOO\v-tetyanaloo> Test Page123	1 x Ltr/Top/C	1	0.50	expired
5/11/2008 02:24 PM	127.0.0.1	v-tetyanaloo	<QALOO\v-tetyanaloo> Test Page123	1 x Ltr/Top/C	1	0.50	expired
5/11/2008 02:24 PM	127.0.0.1	v-tetyanaloo	<QALOO\v-tetyanaloo> Test Page123	1 x Ltr/Top/C	1	0.50	expired
5/11/2008 02:24 PM	127.0.0.1	v-tetyanaloo	<QALOO\v-tetyanaloo> Test Page123	1 x Ltr/Top/C	1	0.50	expired
5/11/2008 02:24 PM	127.0.0.1	v-tetyanaloo	<QALOO\v-tetyanaloo> Test Page123	1 x Ltr/Top/C	1	0.50	expired
5/11/2008 02:24 PM	127.0.0.1	v-tetyanaloo	<QALOO\v-tetyanaloo> Test Page123	1 x Ltr/Top/C	1	0.50	expired
5/11/2008 02:24 PM	127.0.0.1	v-tetyanaloo	<QALOO\v-tetyanaloo> Test Page123	1 x Ltr/Top/C	1	0.50	expired
5/11/2008 02:24 PM	127.0.0.1	v-tetyanaloo	<QALOO\v-tetyanaloo> Test Page123	1 x Ltr/Top/C	1	0.50	expired
5/11/2008 02:24 PM	127.0.0.1	v-tetyanaloo	<QALOO\v-tetyanaloo> Test Page123	1 x Ltr/Top/C	1	0.50	expired
					11	5.01	

Total Activity by User Account

5/12/2008

Total activity by user account



User ID	User name	Jobs	Pages	BW Pages	Color Pages	Cost
jbelle	Jerry Bell	27	74	74	0	8.12
randrews	Robert Andrews	22	82	82	0	9.24
andrewg	Andrew Gibbs	2	9	9	0	2.78
darn	Dan Richards	2	2	2	0	0.76
david	David Peters	4	67	67	0	0.67
ghindle	Grace Hindle	14	48	48	0	14.67
jimt	Jim Taylor	1	1	1	0	0.01
karenb	Karen Brown	27	74	74	0	8.12
davids	David Starr	34	121	121	0	9.63
maryc	Mary Cavalli	2	9	9	0	2.78
tracyw	Tracy White	4	10	10	0	0.84
jimm	Jim Mills	6	71	71	0	0.71
simonk	Simon King	1	4	4	0	0.04
maryk	Mary Knott	19	60	60	0	14.79
frankn	Frank Norsen	1	1	1	0	0.01
		166	633	633	0	73.17

Total Activity by Network User

5/12/2008

Total activity by network user



User ID	User name	Jobs	Pages	BW Pages	Color Pages	Cost
jbell	Jerry Bell	27	74	74	0	8.12
randrews	Robert Andrews	22	82	82	0	9.24
andrewg	Andrew Gibbs	2	9	9	0	2.78
darn	Dan Richards	2	2	2	0	0.76
david	David Peters	4	67	67	0	0.67
ghindle	Grace Hindle	14	48	48	0	14.67
jimt	Jim Taylor	1	1	1	0	0.01
karenb	Karen Brown	27	74	74	0	8.12
davids	David Starr	34	121	121	0	9.63
maryc	Mary Cavalli	2	9	9	0	2.78
tracyw	Tracy White	4	10	10	0	0.84
jimm	Jim Mills	6	71	71	0	0.71
simonk	Simon King	1	4	4	0	0.04
maryk	Mary Knott	19	60	60	0	14.79
frankn	Frank Norsen	1	1	1	0	0.01
		166	633	633	0	73.17

Total Activity by Billing Code Account

5/12/2008

Total activity by billing code account



Billing code	Description	Jobs	Pages	BW Pages	Color Pages	Cost
111ABC	ABC Engineering	9	28	28	0	0.28
222EFG	EFG Consulting	27	74	74	0	8.12
mktg	Marketing department	22	82	82	0	9.24
enrg	Engineering department	12	35	35	0	0.35
acct	Accounting department	2	9	9	0	2.78
123456	A&B Accounting	2	2	2	0	0.76
435692	HMV Architects	4	67	67	0	0.67
982663	JKR Marketing	1	4	4	0	0.04
765123	123 Accounting	14	48	48	0	14.67
768ASD	ASD Consulting	1	1	1	0	0.01
		94	350	350	0	36.92

Total Activity by Department Account

5/12/2008

Total activity by department account



Department	Description	Jobs	Pages	BW Pages	Color Pages	Cost
mktg	Marketing	9	28	0	28	7.00
admin	Administration	27	74	50	24	11.00
finance	Finance	22	82	82	0	8.20
acct	Accounting	12	35	35	0	3.50
datap	Data Processing	2	9	9	0	0.90
sales	Sales	10	55	40	15	7.75
corp	Corporate	4	77	30	47	14.75
		86	360	246	114	53.10

Total Activity by Account Type

5/12/2008

Total activity by account type



Account Type	Description	Jobs	Pages	BW Pages	Color Pages	Cost
Billing Code	Billing Code Account	21	63	63	0	0.63
Department	Department Account	1	4	4	0	0.04
User	User Account	72	283	283	0	36.25
		94	350	350	0	36.92

Total Activity by Device

5/12/2008

Total activity by device



Device	Description	Jobs	Pages	BW Pages	Color Pages	Cost
2nd fl printer	acct printer 2 nd floor	247	505	505	0	50.50
bw printer	building 2 printer	55	360	360	0	36.00
mktg bw	mktg printer 5 th floor	343	3092	3092	0	309.20
sales	sales printer	264	560	0	560	140.00
prt-2nd fl	2 nd floor printer	28	120	120	0	12.00
prt-3rd fl	3 rd floor printer	21	390	390	0	39.00
mktg color	mktg MFP 5 th floor	94	350	0	350	87.50
		94	350	350	0	674.20

Total Activity by Desktop Device

5/12/2008

Total activity by desktop device
Reporting period 5/6/2008 to 5/12/2008



Device name	Description	Jobs	Pages	BW Pages	Color Pages	Cost
RICOH Aficio 2232C PCL 5c	System created.	2	7	0	7	0.07
		2	7	0	7	0.07

Total Activity by Network Device

5/12/2008

Total activity by network device
Reporting period 5/12/2008 to 5/12/2008



Device name	Description	Jobs	Pages	BW Pages	Color Pages	Cost
127.0.0.1		6	47	45	2	0.47
Ricoh Aficio 2045e (192.168.96.169)		1	3	3	0	0.03
		7	50	48	2	0.50

Summary Activity for Queued Documents by Device & Network User

5/12/2008

Summary activity for queued documents by device and network user
Reporting period 5/12/2008 to 5/12/2008



127.0.0.1							
Date	Jobs	Released pages	Released cost	Deleted pages	Deleted cost	Expired pages	Expired cost
5/12/2008	4	5	0.05	0	0.00	0	0.00
	4	5	0.05	0	0.00	0	0.00

Summary Activity for Queued Documents by User Account and Date

5/12/2008 **Summary activity for queued documents by user account and date**
Reporting period 4/28/2008 to 5/12/2008



daisyd		System created.					
Date	Jobs	Released pages	Released cost	Deleted pages	Deleted cost	Expired pages	Expired cost
5/12/2008	2	3	0.03	0	0.00	0	0.00
	2	3	0.03	0	0.00	0	0.00

v-tetyanaloo		System created.					
Date	Jobs	Released pages	Released cost	Deleted pages	Deleted cost	Expired pages	Expired cost
5/9/2008	20	20	3.00	0	0.00	0	0.00
5/10/2008	1	1	0.01	0	0.00	0	0.00
5/11/2008	11	0	0.00	0	0.00	11	5.01
5/12/2008	2	2	0.02	0	0.00	0	0.00
	34	23	3.03	0	0.00	11	5.01

Detailed Activity by Network User

5/12/2008 **Total activity by network user**



kblack		Karen Brown						
Date	Device	Account	Type	Description	Details	Pages	Cost	Alt cost
10/6/2008 03:33 PM	crimson	bc1	billing	Report.doc	15 x Ltr	15	0.15	0.38
10/6/2008 03:34 PM	crimson	bc1	billing	Product description.doc	89 x Ltr	89	0.89	2.23
10/6/2008 03:36 PM	crimson	bc2	billing	Report.doc	42 x Ltr	42	0.42	1.05
10/6/2008 03:37 PM	crimson	bc3	billing	Product demo.ppt	23 x Ltr	23	0.23	0.57
10/6/2008 03:42 PM	crimson	bc1	billing	Memo Style	9 x NA	9	0.09	0.23
10/6/2008 03:43 PM	crimson	bc3	billing	Color Brochure.ppt	1 x Ltr	1	0.01	0.03
10/6/2008 03:44 PM	crimson	bc1	billing	Demo Script.doc	15 x NA	15	0.15	0.38
						194	1.94	4.87

Detailed Activity by User Account

5/12/2008

Detailed activity by user account



jimt		Jim Taylor					
Date	Printer	Account	Type	Description	Details	Pages	Cost
3/4/2008 06:29 PM	mktg MFP 6th floor	jimt	usr	Microsoft Word - EO Brochure 0.1.doc	4 x NA	4	1.00
3/8/2008 09:59 AM	mktg printer 5th floor	jimt	usr	Microsoft Word - Equitrac Office demo script.doc	2 x Ltr	2	0.20
3/8/2008 10:02 AM	mktg printer 5th floor	jimt	usr	Microsoft Word – FAQ.doc	4 x Ltr	4	0.40
3/8/2008 11:34 AM	mktg printer 5th floor	jimt	usr	Microsoft Outlook – Memo Style	2 x Ltr	2	0.20
3/8/2008 02:10 PM	mktg printer 5th floor	jimt	usr	Microsoft Word – Newsletter.doc	4 x Ltr	4	0.40
3/9/2008 10:33 AM	mktg printer 5th floor	jimt	usr	Microsoft Word –White paper.doc	12 x Ltr	12	1.20
3/9/2008 11:17 AM	mktg MFP 6th floor	jimt	usr	Microsoft PowerPoint –presentation.ppt	20 x NA	20	5.00
3/9/2008 11:52 AM	mktg MFP 6th floor	jimt	usr	Microsoft Word – Newsletter.doc	4 x NA	4	1.00
3/9/2008 03:27 PM	mktg MFP 6th floor	jimt	usr	Microsoft Word – EO Brochure 0.1.doc	4 x NA	4	1.00
3/9/2008 03:30 PM	mktg printer 5th floor	jimt	usr	Microsoft Outlook – Memo Style	2 x Ltr	2	0.20
						58	10.60

davidp		David Peters					
Date	Printer	Account	Type	Description	Details	Pages	Cost
3/4/2008 03:53 PM	acct printer 2 nd floor	davidp	usr	Microsoft Word – Report.doc	15 x NA	15	1.50
3/8/2008 03:16 PM	acct printer 2 nd floor	davidp	usr	Microsoft Outlook – Memo Style	4 x Ltr	4	0.40
3/8/2008 04:02 PM	acct printer 2 nd floor	davidp	usr	Microsoft Word – Objectives.doc	3 x Ltr	3	0.30
3/9/2008 02:46 PM	sales MFP	davidp	usr	Microsoft PowerPoint – presentation.ppt	12 x NA	12	3.00
						34	5.20

karenb		Karen Brown					
Date	Printer	Account	Type	Description	Details	Pages	Cost
3/4/2008 03:34 PM	3 rd floor printer	karenb	usr	Microsoft Word – estimate.doc	2 x Ltr	2	0.20
3/4/2008 03:36 PM	sales MFP	karenb	usr	Microsoft Word – HH2.doc	2 x Ltr	2	0.50
3/4/2008 03:39 PM	3 rd floor printer	karenb	usr	Microsoft Word – product description.doc	57 x Ltr	57	5.70
3/4/2008 03:53 PM	3 rd floor printer	karenb	usr	Microsoft Outlook – Memo Style	6 x NA	6	0.60
						67	7.00

Detailed Activity by Network User

5/12/2008

Detailed activity by network user



kevinw		Kevin Wells					
Date	Printer	Account	Type	Description	Details	Pages	Cost
3/4/2008 02:33 PM	bw printer 2nd fl	kevinw	usr	Microsoft Word – Document 1	1 x Ltr	1	0.10
3/4/2008 06:30 PM	color printer	kevinw	usr	Microsoft PowerPoint –presentation.ppt	14 x NA	14	3.50
3/5/2008 12:36 PM	bw printer 2nd fl	kevinw	usr	Microsoft Word – tech specs.doc	4 x Ltr	4	0.40
						19	4.00

peterc		Peter Chance					
Date	Printer	Account	Type	Description	Details	Pages	Cost
3/4/2008 03:34 PM	bw printer 2nd fl	peterc	usr	Microsoft Word – estimate.doc	6 x Ltr	6	0.60
3/4/2008 03:39 PM	mktg MFP color	peterc	usr	Microsoft Word – product description.doc	57 x Ltr	57	14.25
3/4/2008 03:53 PM	bw printer 2nd fl	peterc	usr	Microsoft Word – change request.doc	6 x NA	6	0.60
3/5/2008 12:39 PM	bw printer 2nd fl	peterc	usr	Microsoft Word – FAQ.doc	2 x Ltr	2	0.20
3/5/2008 12:40 PM	mktg MFP color	peterc	usr	Microsoft Word – color brochure.doc	4 x Ltr	4	1.00
						75	16.65

danr		Dan Richards					
Date	Printer	Account	Type	Description	Details	Pages	Cost
3/4/2008 03:41 PM	1st floor bw	danr	usr	Microsoft Word – Analysis tool.doc	8 x Ltr	8	0.80
3/4/2008 06:30 PM	1st floor bw	danr	usr	Microsoft Outlook – Memo Style	3 x NA	3	0.30
3/5/2008 10:51 AM	2nd floor MFP	danr	usr	Microsoft Word – brochure.doc	2 x Ltr	2	0.50
3/5/2008 12:45 PM	1st floor bw	danr	usr	Microsoft Word – untitled.doc	4 x Ltr	4	0.40
3/5/2008 01:20 PM	1st floor bw	danr	usr	Microsoft Word – change request.doc	10 x NA	10	1.00
3/8/2008 10:05 AM	1st floor bw	danr	usr	Microsoft Outlook – Memo Style	8 x NA	8	0.80
3/8/2008 11:40 AM	2nd floor MFP	danr	usr	Microsoft PowerPoint – board presentation.ppt	15 x NA	15	3.75
3/8/2008 12:11 PM	1st floor bw	danr	usr	Microsoft Word – demo script.doc	5 x Ltr	5	1.25
3/9/2008 02:45 PM	1st floor bw	danr	usr	Microsoft Word – report.doc	5 x NA	5	1.25
3/10/2008 11:40 AM	1st floor bw	danr	usr	Microsoft Word – newsletter.doc	12 x NA	12	3.00
						72	13.05

Detailed Activity by Billing Code Account

5/12/2008

Detailed activity by billing code account



111ABC		ABC Engineering					
Date	Printer	Account	Type	Description	Details	Pages	Cost
3/5/2008 12:11 PM	Science 1st fl lab bw printer	111ABC	ctl	Microsoft Word – Research objectives.doc	24 x Ltr	24	3.60
3/5/2008 12:12 PM	Science 1st fl lab bw printer	111ABC	ctl	Microsoft Word – Research objectives.doc	24 x Ltr	24	3.60
3/5/2008 12:31 PM	Main library 1st fl bw	111ABC	ctl	Microsoft Word – 1st quarter report.doc	4 x Ltr	4	0.60
3/5/2008 12:35 PM	Science 1st fl lab bw printer	111ABC	ctl	Microsoft Word – research outline.doc	4 x Ltr	4	0.60
3/5/2008 12:39 PM	Main library MFP color	111ABC	ctl	Microsoft Word – Research article.doc	18 x Ltr	18	2.70
3/5/2008 12:48 PM	Science 1st fl lab bw printer	111ABC	ctl	Microsoft Word – preliminary results.doc	4 x Ltr	4	0.60
3/5/2008 01:14 PM	Main library 1st fl bw	111ABC	ctl	Microsoft Word - Document2	6 x Ltr	6	0.90
3/10/2008 11:20 AM	Main library 1st fl bw	111ABC	ctl	Microsoft Word - statistics.doc	4 x Ltr	4	0.60
3/10/2008 12:12 PM	Science 1st fl lab bw printer	111ABC	ctl	Microsoft Word - statistics.doc	4 x Ltr	4	0.60
						92	13.80

456789		A&B Accounting					
Date	Printer	Account	Type	Description	Details	Pages	Cost
3/5/2008 12:26 PM	Computing Lab 3 bw printer	456789	ctl	Microsoft Word – Research objectives.doc	18 x Ltr	18	2.70
3/5/2008 12:30 PM	Engrg dept bw printer	456789	ctl	Microsoft Excel – statistics.xls	4 x Ltr	4	0.60
3/5/2008 12:36 PM	Computing Lab 3 bw printer	456789	ctl	Microsoft Excel – statistics.xls	4 x Ltr	4	0.60
3/5/2008 12:40 PM	Computing Lab 3 bw printer	456789	ctl	Microsoft PowerPoint – Research objectives.ppt	25 x Ltr	25	3.75
3/5/2008 12:44 PM	Engrg dept bw printer	456789	ctl	Microsoft Excel – statistics.xls	2 x Ltr	2	0.20
3/5/2008 12:45 PM	Engrg dept bw printer	456789	ctl	Microsoft Word - EO Brochure 0.1.doc	4 x Ltr	4	0.60
3/5/2008 01:59 PM	Main library 1st fl bw	456789	ctl	Microsoft Excel – statistics.xls	14 x Ltr	14	2.10
3/5/2008 02:12 PM	Main library 1st fl bw	456789	ctl	Microsoft Excel – statistics.xls	2 x Ltr	2	0.30
3/5/2008 02:13 PM	Engrg dept bw printer	456789	ctl	Microsoft Excel – statistics.xls	6 x Ltr	6	0.90
3/5/2008 02:29 PM	Computing Lab 3 bw printer	456789	ctl	Microsoft Excel – statistics.xls	2 x Ltr	2	0.30
3/10/2008 11:16 AM	Computing Lab 3 bw printer	456789	ctl	Microsoft Word – Research essay.doc	12 x Ltr	12	1.80
3/10/2008 12:15 PM	Main library 1st fl bw	456789	ctl	Microsoft Word – Research essay.doc	10 x Ltr	10	1.50
						103	15.35

Detailed Activity by Department Account

5/12/2008

Detailed activity by department account



mktg		Marketing Dept					
Date	Printer	Account	Type	Description	Details	Pages	Cost
3/5/2008 12:11 PM	mktg MFPT6	111ABC	ctl	Microsoft Word – knowledge base.doc	52 x Ltr	52	13.00
3/5/2008 12:12 PM	mktg MFPT6	111ABC	ctl	Microsoft Word – product demo.doc	24 x Ltr	24	6.00
3/5/2008 12:31 PM	mktg MFPT6	111ABC	ctl	Microsoft Word – EO Brochure 0.1.doc	4 x Ltr	4	1.00
3/5/2008 12:35 PM	Marketing 5th NW	111ABC	ctl	Microsoft Word – report.doc	23 x Ltr	23	2.30
3/5/2008 12:39 PM	Marketing 5th NW	111ABC	ctl	Microsoft Word – newsletter.doc	9 x Ltr	9	0.90
3/5/2008 12:48 PM	mktg MFPT6	111ABC	ctl	Microsoft Word – EO Brochure 0.1.doc	4 x Ltr	4	1.00
3/5/2008 01:14 PM	mktg MFPT6	111ABC	ctl	Microsoft PowerPoint – presentation.ppt	16 x Ltr	16	4.00
3/10/2008 11:20 AM	mktg MFPT6	111ABC	ctl	Microsoft Word – EO Brochure 0.1.doc	4 x Ltr	4	1.00
3/10/2008 12:12 PM	Marketing 5th NW	111ABC	ctl	Microsoft Word – product description.doc	14 x Ltr	14	1.40
						150	30.60

acct		Accounting Dept					
Date	Printer	Account	Type	Description	Details	Pages	Cost
3/5/2008 12:26 PM	Administration 2nd Floor	456789	ctl	Microsoft Word - Report.doc	18 x Ltr	18	2.70
3/5/2008 12:30 PM	Administration 2nd Floor	456789	ctl	Microsoft Excel – spreadsheet.xls	4 x Ltr	4	0.60
3/5/2008 12:36 PM	Administration 2nd Floor	456789	ctl	Microsoft Excel – spreadsheet.xls	4 x Ltr	4	0.60
3/5/2008 12:40 PM	Administration 2nd Floor	456789	ctl	Microsoft PowerPoint – presentation.ppt	25 x Ltr	25	3.75
3/5/2008 12:44 PM	Administration 2nd Floor	456789	ctl	Microsoft Excel – spreadsheet.xls	2 x Ltr	2	0.20
3/5/2008 12:45 PM	Administration 2nd Floor	456789	ctl	Microsoft Word - report.doc	4 x Ltr	4	0.60
3/5/2008 01:59 PM	Administration 2nd Floor	456789	ctl	Microsoft Excel – spreadsheet.xls	14 x Ltr	14	2.10
3/5/2008 02:12 PM	Administration 2nd Floor	456789	ctl	Microsoft Excel – spreadsheet.xls	2 x Ltr	2	0.30
3/5/2008 02:13 PM	Administration 2nd Floor	456789	ctl	Microsoft Excel – spreadsheet.xls	6 x Ltr	6	0.90
3/5/2008 02:29 PM	Administration 2nd Floor	456789	ctl	Microsoft Excel – spreadsheet.xls	2 x Ltr	2	0.30
3/10/2008 11:16 AM	Administration 2nd Floor	456789	ctl	Microsoft Word - untitled.doc	12 x Ltr	12	1.80
3/10/2008 12:15 PM	Administration 2nd Floor	456789	ctl	Microsoft Word - untitled.doc	10 x Ltr	10	1.50
						103	15.35

Detailed Activity by Device

5/12/2008

Detailed activity by device



Ricoh Aficio 650

Date	User	Account	Type	Description	Details	Pages	Cost
3/3/2008 01:22 PM	Jim Taylor	administrator	usr	EQU Phone List ALL Employees Branches 07 2003.xls	10 x Ltr	10	1.50
3/3/2008 07:22 PM	Jim Taylor	administrator	usr	Microsoft Word - test.doc	4 x Ltr	4	0.60
3/4/2008 11:57 AM	Jim Taylor	administrator	usr	Printing Instructions	2 x Ltr/D	2	0.30
3/4/2008 11:57 AM	Jim Taylor	administrator	usr	Printing Instructions	1 x Ltr	1	0.15
3/4/2008 12:00 PM	Jim Taylor	administrator	usr	Microsoft Word – Phone List.doc	11 x Ltr	11	1.65
3/4/2008 01:27 PM	David Peters	davidp	usr	Microsoft Word – Product description.doc	43 x NA	43	6.45
3/4/2008 01:42 PM	David Peters	davidp	usr	Microsoft Word – untitled.doc	5 x NA	5	0.75
3/4/2008 02:44 PM	Jerry Bell	jbell	usr	Microsoft Word - FAQ.doc	7 x Ltr	7	1.05
3/4/2008 02:48 PM	Jerry Bell	jbell	usr	Microsoft Word - brochure.doc	4 x Ltr	4	0.60
3/4/2008 03:36 PM	Karen Brown	karenb	usr	Microsoft Word - HH2.doc	2 x Ltr	2	0.30
3/4/2008 03:39 PM	Karen Brown	karenb	usr	Microsoft Word - Product Description.doc	57 x Ltr	57	8.55
3/4/2008 03:41 PM	Dan Richards	danr	usr	Microsoft Word - Change Request - analysis tool.doc	2 x Ltr	2	0.30
3/4/2008 03:53 PM	David Peters	davidp	usr	Microsoft Outlook – Memo Style	3 x NA	3	0.45
3/4/2008 03:53 PM	Karen Brown	karenb	usr	Microsoft Word – report.doc	6 x NA	6	0.90
3/4/2008 04:01 PM	David Peters	davidp	usr	Microsoft Word - Change Request - analysis tool.doc	2 x Ltr	2	0.30
3/4/2008 04:43 PM	Jim Taylor	administrator	usr	Microsoft Outlook – Memo Style	1 x Ltr	1	0.15
3/5/2008 12:11 PM	Karen Brown	111ABC	ctl	Microsoft Word - Change Request - analysis tool.doc	2 x Ltr	2	0.30
3/8/2008 10:05 AM	Karen Brown	karenb	usr	Microsoft PowerPoint – presentation.ppt	8 x NA	8	1.20
3/8/2008 10:15 AM	Jerry Bell	jbell	usr	Microsoft Word - EO Brochure 0.1.doc	4 x Ltr	4	0.60
3/8/2008 11:19 AM	Dan Richards	danr	usr	Microsoft Word - Equitrac Office demo script.doc	2 x Ltr	2	0.30
3/8/2008 11:34 AM	Jerry Bell	jbell	usr	Microsoft Word - Equitrac Office demo script.doc	2 x Ltr	2	0.30
3/8/2008 11:40 AM	Jerry Bell	jbell	usr	Microsoft Excel – statistics.xls	4 x NA	4	0.60
3/8/2008 12:08 PM	Dan Richards	danr	usr	Microsoft Word - EO Brochure 0.1.doc	4 x Ltr	4	0.60
3/9/2008 02:46 PM	Karen Brown	karenb	usr	Microsoft Excel – spreadsheet.xls	6 x NA	6	0.90
3/9/2008 03:27 PM	David Peters	davidp	usr	Microsoft Outlook – Memo Style	6 x NA	6	0.90
						198	29.70

Device Usage

5/12/2008

Device usage



Libr bw		Rated Speed:		35 Pages per Minute			
Duty Cycle:		Prorated Volume:		30,000 Pages			
Logical Printer/Copier	Description	Type	Jobs	Total Pages	Cost	Minutes	% Load
acct bw	Accounting 2st fl bw	Physical device	455	6587	658.70	188	21.96%

libr MFP		Rated Speed:		40 Pages per Minute			
Duty Cycle:		Prorated Volume:		30,000 Pages			
Logical Printer/Copier	Description	Type	Jobs	Total Pages	Cost	Minutes	% Load
mktg MFP	Marketing MFP	Physical device	1256	15789	3947.25	394	52.63%

lab3 bw		Rated Speed:		40 Pages per Minute			
Duty Cycle:		Prorated Volume:		30,000 Pages			
Logical Printer/Copier	Description	Type	Jobs	Total Pages	Cost	Minutes	% Load
mktg bw	marketing bw	Physical device	350	4586	1146.50	115	15.29%

Device Configuration

5/12/2008

Device configuration



Device name	Device type	Server	IP address	Manufacturer	Model	Print rule	Lines per page	Monthly volume	Speed
127.0.0.1	Physical Device		127.0.0.1				60	0	
Ricoh Aficio 2232C (192.168.96.166)	Physical Device		192.168.96.166	Ricoh	Aficio 2232C		60		32
Ricoh Aficio 2232C (192.168.96.166)	Physical Device		192.168.96.166	Ricoh	Aficio 2232C		60		32
Ricoh Aficio 2045e (192.168.96.169)	Physical Device		192.168.96.169	Ricoh	Aficio 2045e		60		45
xerox	Physical Device		192.168.96.184				60	0	0
RICOH Aficio 2232C PCL 5c	Workstation Tracked Device	QA31-TCXP							
Auto-generated device[00303800005f]	Copier Control Terminal	QA36-TC2KS							
EQ_127.0.0.1	Port Device	QA36-TC2KS							
Ricoh LP-1200	Print Queue	QA36-TC2KS							
EQ_192.168.96.166	Port Device	QA36-TC2KS							
RICOH Aficio 2232C	Print Queue	QA36-TC2KS							
EQ_192.168.96.166	Port Device	QA36-TC2KS							
RICOH Aficio 2232C PCL 5c	Print Queue	QA36-TC2KS							

Device Availability

5/12/2008

Device availability
Reporting period 4/1/2008 to 5/1/2008



Printer	% online	% offline	% unreachable
finance printer 1	47.596	10.525	41.879
finance printer 2	100.000	0.000	0.000
hr printer	100.000	0.000	0.000
engineering printer	93.490	0.000	6.510
marketing MFD	81.150	9.429	9.421

Device Faults vs. Usage

5/12/2008

Device faults vs usage
Reporting period 3/1/2008 to 5/1/2008



Printer	Total faults	Total Pages	Faults/1000 pages
Flr 2 MFP	1	114	88
mktg color printer	4	1681	2
mktg MFP	9	1835	5
acct printer	0	569	0
reception MFP	15	2974	5
engrg printer 1	8	55	145

Device Faults

5/12/2008

Device Availability
Reporting period 3/1/2008 to 5/1/2008



Printer	Total	Down	Unreachable	Warning
reception MFD	10	0	0	10
flr 2 color printer	13	2	3	8
flr 2 marketing MFD	26	5	4	17
flr 3 printer	6	0	2	4